



TEA MARKET REPORT

JOHN KEELLS PLC

SALE NO.46 – 22ND / 23RD NOVEMBER 2022

ORDER OF SALE (SALE NO. 46 – 22ND / 23RD NOVEMBER 2022)

Main Sale Order – 1 (Leafy / Semi Leafy / Tippy / Premium / 1A)	Main Sale Order – 2 (H & M / Off Grade / Dust)	Ex-Estate
LANKA COMMODITY BROKERS LTD	ASIA SIYAKA COMMODITIES PLC.	ASIA SIYAKA COMMODITIES PLC.
ASIA SIYAKA COMMODITIES PLC.	MERCANTILE PRODUCE BROKERS (PVT) LTD	JOHN KEELLS PLC
EASTERN BROKERS. LTD.	FORBES & WALKER TEA BROKERS (PVT) LTD	MERCANTILE PRODUCE BROKERS (PVT) LTD
CEYLON TEA BROKERS PLC	BARTLEET PRODUCE MARKETING (PVT) LTD	CEYLON TEA BROKERS PLC
BARTLEET PRODUCE MARKETING (PVT) LTD	LANKA COMMODITY BROKERS LTD	LANKA COMMODITY BROKERS LTD
FORBES & WALKER TEA BROKERS (PVT) LTD	CEYLON TEA BROKERS PLC	BARTLEET PRODUCE MARKETING (PVT) LTD
MERCANTILE PRODUCE BROKERS (PVT) LTD	EASTERN BROKERS. LTD.	EASTERN BROKERS. LTD.
JOHN KEELLS PLC	JOHN KEELLS PLC	FORBES & WALKER TEA BROKERS (PVT) LTD



AUCTION DETAILS

Auction No.	46	
Dates	22 nd / 23 rd November 2022	
	No. of Lots	Qty – kg
Ex Estate	539	624,501
Main Sale Total	8,976	4,164,957
High & Medium	1,333	591,415
Low Grown - Leafy	1,668	611,830
Low Grown - Semi Leafy	1,256	526,357
Low Grown Tippy	1,886	933,352
Premium / Flowery	334	53,964
Off Grades	2,102	1,088,917
Dust	397	359,122
Grand Total	9,515	4,789,458
Reprints	920	479,642
Total No. of Lots Offered	9,515	
Total Quantity Offered (kg)	4,789,458	

PROMPT DATES

Auction No.	Buyers	Sellers
46	29/11/2022	30/11/2022



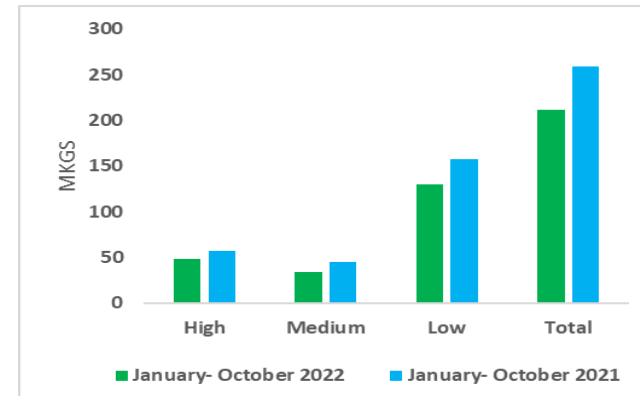
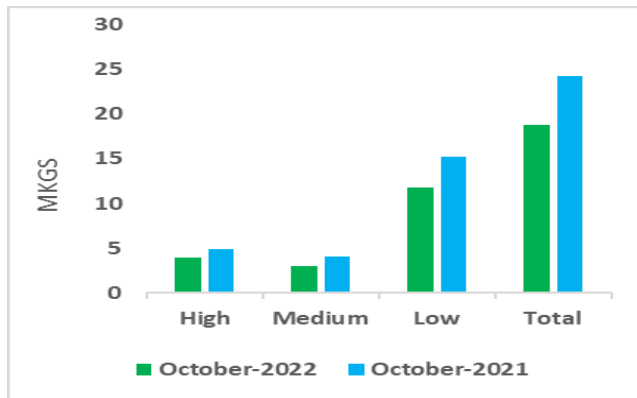
COMMENTS



Sri Lanka harvested a crop of 18.7Mkg during the Month of October 2022 which is a negative variance of 22.4% when compared to the crop harvested in October 2021.

The main contributor for the 18.7Mkg was from the Low Grown planting districts with 62.6%, followed by the High Grown at 21.1% and the Medium Grown at 16.3%. When compared with the 2021 harvest, negative variances have been recorded in the High Grown at 19%, Medium Grown at 25%, along with the Low Grown at 23%.

Tea Production October 2022								
Black Tea Production According to Elevations								
Elevation	October (Kg)				January to Date (Kg)			
	2022	2021	Change	% Change	2022	2021	Change	% Change
High	3,955,169	4,900,308	-945,139	-19%	47,635,775	56,632,561	-8,996,786	-15.89%
Medium	3,059,949	4,054,865	-994,916	-25%	34,148,320	44,511,536	-10,363,216	-23.28%
Low	11,736,446	15,221,909	-3,485,463	-23%	129,602,458	157,756,033	-28,153,575	-17.85%
Total	18,751,563	24,177,082	-5,425,519	-22%	211,386,553	258,900,131	-47,513,578	-18.35%



COMMENTS – Continued



The 0.62Mkg of Ex estate teas on offer met with fair demand. Select Best Western High Grown BOPs were firm, the below best and plainer varieties were irregular. Select Best Western High Grown BOPFs were firm, however the below best and plainer varieties were irregular following quality. Nuwara Eliya BOPs were firm, the BOPFs were tending irregular following quality. Uda Pussellawa BOPs were easier, the BOPFs were firm to irregularly lower. UVA BOPs / BOPFs were firm. Low grown CTC BP1s were firm on last levels, the High and Medium sorts too followed a similar trend. Low Grown CTC PF1s were barely steady, the High and medium sorts were irregularly dearer.

The 2.0Mkg of Low Grown teas which were on offer met with good demand. In the Leafy segment, OPs were firm, OPAs appreciated a few rupees. Select best OP1s were lower to last, others were dearer. In the Semi Leafy segment, BOP1s were lower. Pekoe varieties were firm, Pekoe1s gained a few rupees. In the Small Leaf segment, FBOPs were firm to easier. FBOPF varieties continued to show improved interest. FBOPF1s were firm. BOPF.SP, BOPF, BOP.SP and BOPs too met with good demand. Premium Flowery teas met with improved demand.

Turkey, Russia, Iran and the C.I.S countries lent fair support. Libya and Iraq were active.



MARKET DESCRIPTION

Western Teas

Select best BOPs were firm, the below best and plainer sorts were irregular. Select best BOPFs were mostly firm on last levels, the below best and plainer varieties were irregular following quality. Medium BOP/BOPFs were firm on last levels.

Nuwara Eliya Teas

BOPs were firm, the BOPFs were irregularly lower following quality.

Uva Teas

Uva BOPs were firm on last levels, the BOPFs too followed a similar trend. Uda Pussellawa BOPs were easier, the BOPFs were easier by Rs.50/- to Rs.100/- following quality.

CTC Teas

Low Grown BP1s were firm, the High and Medium sorts too followed a similar trend. Low Grown PF1s were irregularly lower, the High and Medium sorts were tending Rs.50/- to Rs.100/- dearer at times but were irregular following quality.

QUOTATIONS

	BOP – RS.	BOPF – RS.
Good Westerns	1650 – 1800	1650 – 1850
Average Westerns	1460 – 1600	1500 – 1600
Plainer Westerns	1300 – 1440	1380 – 1480
Western Mediums	1000 – 2300	900 – 1040
Uva Teas	1200 – 1650	1000 – 1550
Nuwara Eliya Teas	1380 – 1600	NQ
Uda Pussellawa Teas	1100 – 1460	1200 – 1600
CTC (BP1 and PF1)	760 - 1220	760 - 2450





MARKET DESCRIPTION

Low Grown

Select best OP1s met with irregular demand, bolder types along with the below best sorts were mostly firm, stalky secondaries gained by Rs.20/- to Rs.50/-. Well-made OPs met with fair demand, others too were fully firm on last week's closing levels. Select best OPAs were firm to dearer, best types met with fair demand, below best types declined marginally. In the Semi Leafy segment, better twisted BOP1s were mostly firm, below best sorts however declined substantially. Well-made Pekoes along with the heavy bold Pekoe invoices were firm with fair demand attracted thought the sale, mixed invoices declined marginally. Shotty Pekoe1s were firm to dearer, others too met with fair demand.

Select best and best BOPs were firm, below best types were irregularly lower to last, secondary types were firm. BOP.SP.s and BOPF.SP.s met with fair demand. BOPF.s followed a similar trend. Select best FBOPF1s were dearer by Rs.20/- to Rs.30/-, best and below best FBOPF1s were irregularly easier, secondaries were firm. Well-made FBOPs in the select best category were firm, best and below best types were firm to easier by Rs.20/- to Rs.30/-, secondaries were firm. FBOPF varieties met with improved demand. All Premium Flowery teas met with good demand.

Off Grades

All FGS1s were firm. Select best BMs declined by Rs.50/- to Rs.80/-, best and below best types were firm, poorer types showed an irregular demand. All BPs were firm. Select best and best BOP1AS were lower by Rs.30/- to Rs.40/- and more at times. below best and poorer sorts were dearer by Rs.20/- to Rs.40/-.

Dust

Select best and best Dust1s were dearer by Rs.40/- to Rs.60/-, below best and poorer types were dearer by Rs.10/- to Rs.20/-. High and Medium CTCs were dearer by Rs.10/- to Rs.20/-. Low Grown CTCs were firm to dearer by Rs.10/- to Rs.20/-. Low Grown Dust/ Dust1s were firm to dearer by Rs.10/-.



QUOTATIONS

	Select Best	Best	Below Best	Others
LIQUORING				
DUST-1	1600.00 - 1900.00	1450.00 - 1590.00	1350.00 - 1440.00	1100.00 - 1340.00
OFF GRADES				
FGS1	1380.00 - 1420.00	1300.00 - 1370.00	900.00 - 1290.00	530.00 - 890.00
FGS	880.00 - 1000.00	780.00 - 870.00	640.00 - 770.00	420.00 - 630.00
LOW GROWNS				
FBOPF / FFSP / FFEXSP	4000.00 - 9550.00	3000.00 - 3800.00	2000.00 - 2800.00	1000.00 - 1900.00
BOP	2100.00 - 2600.00	1500.00 - 2000.00	1100.00 - 1400.00	850.00 - 1050.00
BOPSP	2000.00 - 2300.00	1500.00 - 1900.00	1100.00 - 1400.00	850.00 - 1050.00
BOPF	1800.00 - 2300.00	1300.00 - 1700.00	900.00 - 1200.00	700.00 - 820.00
FBOPF1	2100.00 - 3450.00	1700.00 - 2050.00	1400.00 - 1600.00	800.00 - 1350.00
FBOP	2200.00 - 2700.00	1700.00 - 2150.00	1400.00 - 1700.00	900.00 - 1200.00
BOP1	2450.00 - 2850.00	1900.00 - 2300.00	1600.00 - 1800.00	1400.00 - 1550.00
OP1	2300.00 - 3100.00	1950.00 - 2200.00	1750.00 - 1900.00	1100.00 - 1500.00
OP	1800.00 - 2300.00	1650.00 - 1750.00	1550.00 - 1650.00	1100.00 - 1400.00
OPA	1800.00 - 2450.00	1600.00 - 1750.00	1350.00 - 1500.00	800.00 - 1200.00
PEKOE	1900.00 - 2550.00	1700.00 - 1850.00	1450.00 - 1650.00	1100.00 - 1300.00
PEKOE1	2200.00 - 2550.00	1850.00 - 2150.00	1600.00 - 1800.00	1000.00 - 1400.00
DUST / DUST1	1000.00 - 1700.00	800.00 - 980.00	700.00 - 790.00	600.00 - 690.00

- **Top Prices**
- **Colombo Auction Averages**
- **All Brokers Private Sale Figures**



TOP PRICES (SALE NO. 46 – 22nd / 23th NOVEMBER 46 – 22ND / 23RD)



WESTERN HIGH			
BOP		Somerset	1800.00
BOPSP		Queensberry	1900.00
BOPF/BOPFSP		Great Western	1850.00
FBOP/FBOP1		Great Western	3100.00
FBOPF/FBOPF1		Torrington	1850.00
BOP1		Weddemulla	1850.00
OP/OPA	*	Venture	1650.00
OP1		Torrington	1900.00
PEKOE/PEKOE1		Bogahawatte	1950.00
		Bambrakelly	1950.00

UVA HIGH			
BOP		Glenanore	1900.00
BOPSP		Ranaya	2050.00
BOPF/BOPFSP	*	Uvakellie	1650.00
FBOP/FBOP1		Ranaya	2100.00
FBOPF/FBOPF1		Ranaya	2050.00
BOP1		Glenanore	2100.00
OP/OPA		Glenanore	1600.00
		Gonamotawa	1600.00
OP1		Ranaya	2150.00
PEKOE/PEKOE1		Glenanore	2100.00

NUWARA ELIYA			
BOP	*	Kenmare	1600.00
BOPSP		Kenmare	1440.00
BOPF/BOPFSP		-	
FBOP/FBOP1	*	Kenmare	1850.00
OP/OPA		Mahagastotte	1500.00
PEKOE/PEKOE1		Court Lodge	1800.00

WESTERN MEDIUM			
BOP	*	Nayapane	2200.00
		Craighead	2200.00
BOPSP	*	Nayapane	2300.00
BOPF/BOPFSP		Ancoombra	1480.00
FBOP/FBOP1		Craighead	3200.00
FBOPF/FBOPF1		Dartry Valley	2400.00
BOP1		Dartry Valley	2600.00
		Orange Field	2600.00
OP/OPA		Orange Field	1750.00
OP1		Craighead	2750.00
		Orange Field	2750.00
PEKOE/PEKOE1		Craighead	2350.00
		Dartry Valley	2350.00

UVA MEDIUM			
BOP		Dickwella	1900.00
BOPSP	*	Halpewatte Uva	2000.00
BOPF/BOPFSP		Dickwella	1900.00
FBOP/FBOP1		Halpewatta Uva	2300.00
FBOPF/FBOPF1		Dickwella	2050.00
		Halpewatta Uva	2050.00
BOP1		Dickwella	2600.00
OP/OPA		Maratenne	1700.00
OP1		Dickwella	2600.00
PEKOE/PEKOE1		Aruna Keppetipola	2250.00

CTC LOW			
PF1	*	Hingalgoda CTC	2450.00
BP1		Cecilayan CTC	1220.00
BPS		-	
OF		-	

UDA PUSSELLAWA			
BOP	*	Mooloya	1460.00
BOPSP		Delmar	1750.00
BOPF/BOPFSP		Luckyland	1600.00
		Kirklees	1600.00
FBOP/FBOP1		Alma	2200.00
FBOPF/FBOPF1		Alma	1900.00
BOP1		Alma	1950.00
OP/OPA		Alma	1550.00
		Gampaha	1550.00
OP1		Gordon	1600.00
PEKOE/PEKOE1		Alma	2000.00

CTC HIGH			
PF1	*	Dunsinane CTC	1420.00
BP1		-	
BPS		-	
OF		-	

CTC MEDIUM			
PF1		New Peacock CTC	1440.00
BP1		New Peacock CTC	1220.00
BPS		-	
OF		-	



TOP PRICES (SALE NO. 46 – 22ND / 23RD NOVEMBER 2022)



LOW			
BOP		Brombil	2600.00
		Rajjuruwatta Super	2600.00
BOPSP		Suduwelipothahena Super	2300.00
	*	Cee Tee Hills	2250.00
	*	Kiruwanaganga	2250.00
BOPF		Brombil	2300.00
BOPFSP		Brombil	2300.00
FBOP	*	Liverpool Super	2700.00
		Pothotuwa	2700.00
FBOP1		Navinda	2700.00
FBOPF		Sirimewana	3050.00
		Himara	3050.00
FBOPF1		Mahaliyadda	3450.00
	*	Broadlands S.H	2900.00
BOP1		Makandura	2850.00
OP1		New Vithanakanda	3100.00
OP		Nilgiri	2300.00
OPA		Green Lanka	2450.00
PEKOE		Lumbini	2550.00
PEKOE1		Galatara	2550.00

PREMIUM			
FBOPFSP		Mulatiyana Hills	9000.00
FBOPFEXSP		Garden Leaf	9550.00
FBOPFEXSP1		Lihiniyawa	8150.00

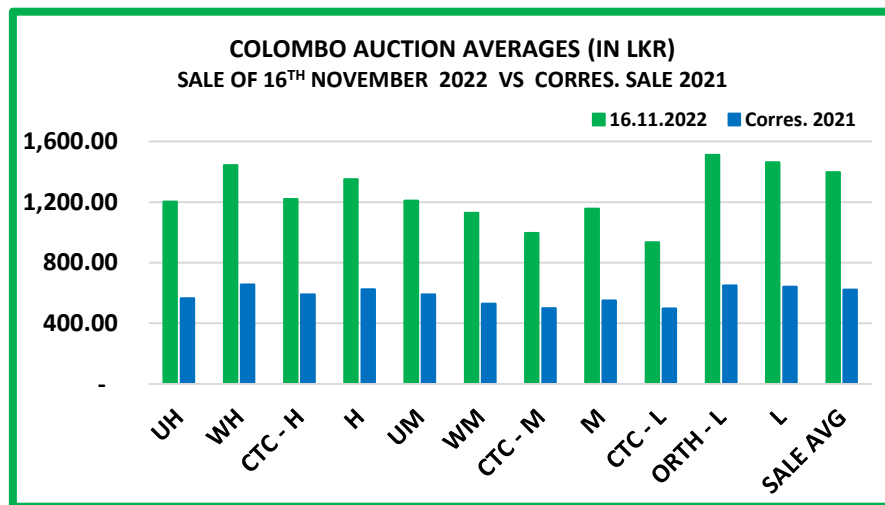
DUST			
DUST1		Alton	1900.00
	*	Mattakelle	1850.00
P.DUST	*	Ceciliyan CTC	1850.00

OFF GRADES			
FNGS/FNGS1		Clydesdale	1420.00
PFNGS	*	Hingalgoda CTC	1240.00
BM		Kurunduwatte	1600.00
BP		Maratenne	1800.00
BOP1A		Aldora	1850.00

**** MORE THAN ONE TOP PRICE OBTAINED**
*** TEAS SOLD BY JOHN KEELLS PLC**
+ ALL TIME RECORD PRICE
++ ALL TIME RECORD PRICE EQUALED



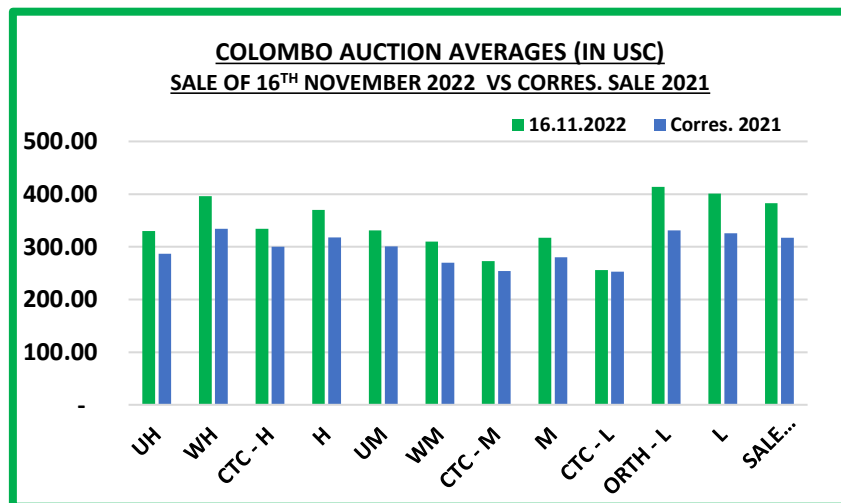
COLOMBO AUCTION AVERAGES



	Sale of 09/11/2022In LKR	Sale of 16/11/2022 In LKR	Corres. 2021 In LKR
Uva High Grown	1163.22	1202.51	565.33
Western High Grown	1418.46	1444.14	657.41
CTC High Grown	1149.63	1220.36	590.08
Summary of High Grown	1320.66	1350.79	625.68
Uva Medium Grown	1187.75	1209.66	591.67
Western Medium Grown	1087.37	1129.76	530.89
CTC Medium Grown	989.68	997.05	499.67
Summary of Medium Grown	1123.27	1157.76	550.44
CTC Low Grown	886.10	934.76	498.39
Orthodox Low Grown	1454.56	1510.88	650.36
Summary of Low Grown	1411.32	1463.97	641.11
TOTAL SALE AVERAGE	1346.02	1398.21	623.31



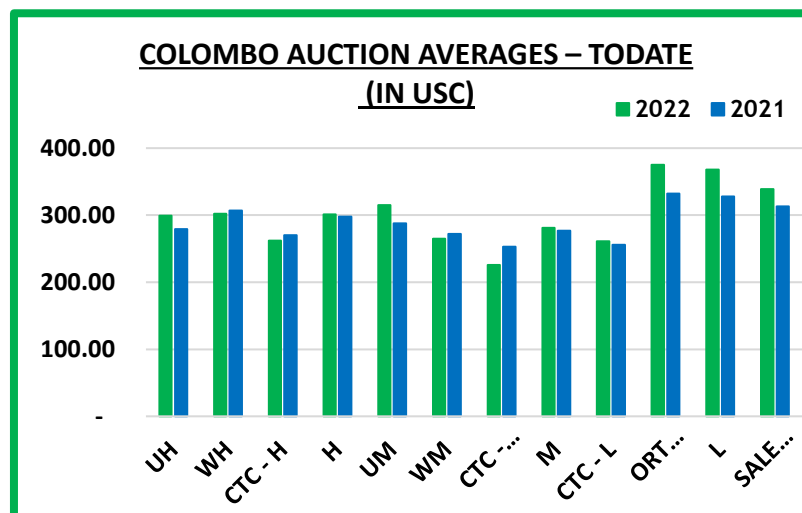
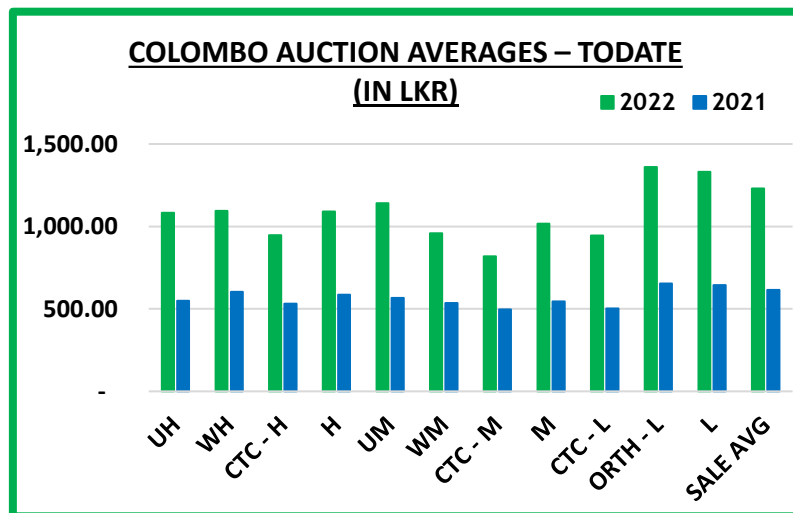
COLOMBO AUCTION AVERAGES



	Sale of 09/11/2022 In USC	Sale of 16/11/2022 In USC	Corres. 2021 In USC
Uva High Grown	319	330	287
Western High Grown	389	396	334
CTC High Grown	315	334	300
Summary of High Grown	362	370	318
Uva Medium Grown	326	331	301
Western Medium Grown	298	310	270
CTC Medium Grown	272	273	254
Summary of Medium Grown	308	317	280
CTC Low Grown	243	256	253
Orthodox Low Grown	399	414	331
Summary of Low Grown	387	401	326
TOTAL SALE AVERAGE	369	383	317



COLOMBO AUCTION AVERAGES



January to Date (Sale No.45)	2022 LKR	2021 LKR	2022 USC	2021 USC
Uva High Grown	1082.62	548.70	299	279
Western High Grown	1094.70	603.85	302	307
CTC High Grown	947.60	531.91	262	270
Summary of High Grown	1090.53	586.66	301	298
Uva Medium Grown	1140.90	566.70	315	288
Western Medium Grown	958.06	534.92	265	272
CTC Medium Grown	818.42	497.58	226	253
Summary of Medium Grown	1017.19	544.77	281	277
CTC Low Grown	945.06	503.13	261	256
Orthodox Low Grown	1359.82	653.49	375	332
Summary of Low Grown	1331.23	645.14	368	328
TOTAL SALE AVERAGE	1229.33	615.93	339	313



COLOMBO AUCTION AVERAGES

FROM 01 ST TO 16 TH NOVEMBER 2022	LKR
Uva High Grown	1191.22
Western High Grown	1450.34
Summary of High Grown	1350.24
Uva Medium Grown	1197.26
Western Medium Grown	1097.44
Summary of Medium Grown	1132.58
Summary of Low Grown	1417.59
TOTAL SALE AVERAGE	1358.91



ALL BROKERS PRIVATE SALE FIGURES (FOR THE PERIOD – 14TH TO 19TH NOVEMBER 2022)

	WEEKLY	TODATE
High & Medium	42,623.00	1,851,817.10
Low	3,222.00	328,636.95
Green Tea	30,573.00	1,300,332.30
Organic Tea	841.00	417,860.43
BMF	47,046.00	5,468,014.00
Direct Sales	-	-
Forward Contract	45,650.00	1,710,490.00





- **Crop and Weather**
- **Crop Figures**
- **Tea News**
- **Tea Sale Arrangements**

CROP AND WEATHER - FOR THE PERIOD OF – 14TH TO 20TH NOVEMBER 2022



Western

Bright weather conditions were reported throughout the week in Dickoya, Agarapatana and Bogowantalawa.



Nuwara Eliya

Nuwara Eliya and Kandapola districts experienced bright weather throughout the week.



Uva

Bright weather conditions were experienced throughout the week in Lunugala, Badulla and Haputale.



Low Grown

Bright weather was recorded throughout the week in Deniyaya, Rathnapura and Galle districts.



Crop

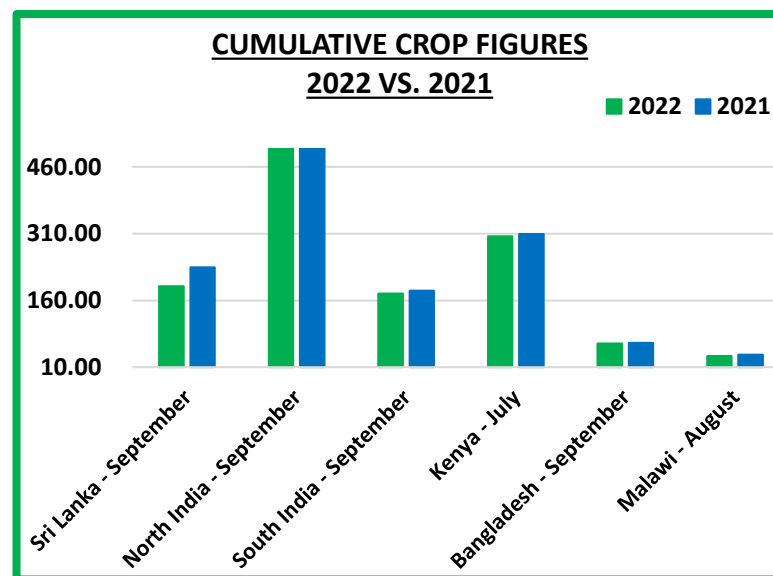
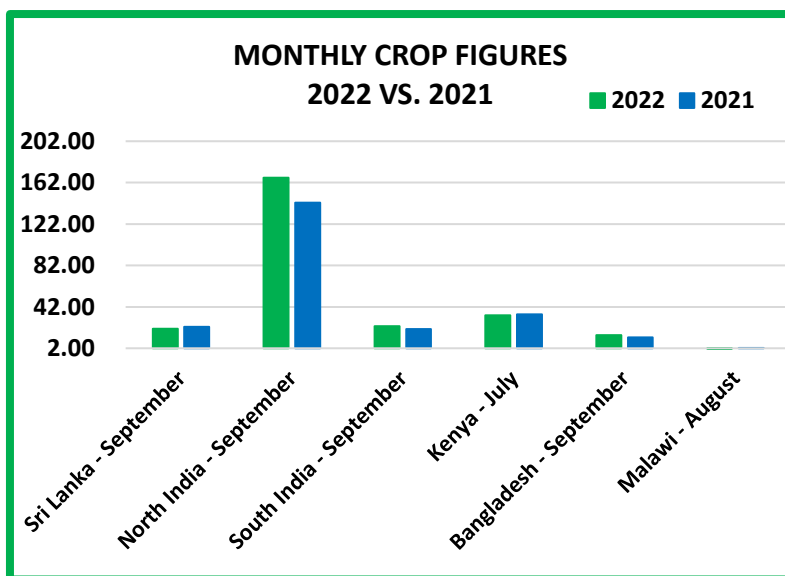
Crop intakes are moderate to low.



CROP FIGURES OF MAJOR PRODUCING & EXPORTING COUNTRIES

Country	Month	2022	2021	Cumulative + Inc. / Dec.	Cumulative	2022	2021	Cumulative + Inc. / Dec.
Sri Lanka	September	20.96	22.75	- 1.79	Upto September	192.37	234.72	- 42.35
North India	September	166.75(E)	142.56	+ 24.19	Upto September	808.91(E)	781.47	+ 27.44
South India	September	23.28(E)	20.61	+ 2.67	Upto September	175.76(E)	181.90	- 6.14
Kenya	July	33.85	34.73	+ 0.88	Upto July	304.21	308.80	- 4.59
Bangladesh	September	14.74	12.61	+ 2.03	Upto September	63.83	64.76	- 0.93
Malawi	August	1.99	2.09	- 0.10	Upto August	35.70	38.40	- 2.70

(E) - Estimated



SRI LANKA TEA CROP

We give below the Sri Lanka Tea Crop for the month of October 2022 together with January/October 2022, and the corresponding figures for 2021.



	OCTOBER		JANUARY – OCTOBER	
ORTHODOX	2022	2021	2022	2021
High Grown	3,465,810	4,312,561	42,549,030	50,498,206
Medium Grown	2,464,036	3,203,006	28,032,790	35,790,992
Low Grown	10,925,650	14,182,070	120,473,196	148,070,512
TOTAL	16,855,496	21,697,637	191,055,017	234,359,710
CTC				
High Grown	391,583	466,714	4,352,486	4,957,404
Medium Grown	524,747	737,354	5,414,641	7,720,558
Low Grown	810,795	1,039,839	9,127,051	9,639,725
TOTAL	1,727,125	2,243,907	18,894,178	22,317,687
TOTAL BLACK PRODUCTION				
High Grown	3,857,393	4,779,275	46,901,516	55,455,610
Medium Grown	2,988,783	3,940,359	33,447,431	43,511,550
Low Grown	11,736,445	15,221,909	129,600,247	157,710,236
TOTAL	18,582,621	23,941,543	209,949,195	256,677,396
GREEN TEA				
High Grown	97,776	121,033	734,258	1,176,951
Medium Grown	71,166	114,506	700,890	999,987
Low Grown	0	0	2,210	45,797
TOTAL	168,942	235,539	1,437,358	2,222,735
TOTAL PRODUCTION				
High Grown	3,955,169	4,900,308	47,635,775	56,632,561
Medium Grown	3,059,949	4,054,865	34,148,320	44,511,536
Low Grown	11,736,446	15,221,909	129,602,458	157,756,033
TOTAL	18,751,563	24,177,082	211,386,553	258,900,131

SOURCE : SRI LANKA TEA BOARD

SRI LANKA TEA CROP - Continued;



Tea Production October 2022								
Black Tea Production According To Elevations								
Elevation	October (Kg)				January to Date (Kg)			
	2022	2021	Change	% Change	2022	2021	Change	% Change
High	3,955,169	4,900,308	-945,139	-19%	47,635,775	56,632,561	-8,996,786	-15.89%
Medium	3,059,949	4,054,865	-994,916	-25%	34,148,320	44,511,536	-10,363,216	-23.28%
Low	11,736,446	15,221,909	-3,485,463	-23%	129,602,458	157,756,033	-28,153,575	-17.85%
Total	18,751,563	24,177,082	-5,425,519	-22%	211,386,553	258,900,131	-47,513,578	-18.35%
Tea Production According To Categories								
Production	October (Kg)				January to Date (Kg)			
	2022	2021	Change	% Change	2022	2021	Change	% Change
Orthodox	16,855,496	21,697,637	-4,842,141	-22%	191,055,017	234,359,710	-43,304,693	-18.48%
CTC	1,727,125	2,243,907	-516,782	-23%	18,894,178	22,317,687	-3,423,509	-15.34%
Green Tea	168,942	235,539	-66,597	-28%	1,437,358	2,222,735	-785,377	-35.33%
Total	18,751,563	24,177,082	-5,425,519	-22%	211,386,553	258,900,131	-47,513,578	-18.35%

SOURCE : SRI LANKA TEA BOARD



TEA NEWS AROUND THE GLOBE

MOMBASA MARKET

SALE NO. 47 – SALE OF 21ST, 22ND & 23RD NOVEMBER 2022

There was fair demand for the 220,099 packages (14,810,801.00 kilos) on offer with prices showing irregularly easier tendencies. 29.18% remained unsold.

OFFERINGS

Leaf Grades	-	125,120 packages (8,227,675.00 kilos) – 32.16% unsold.
Dust Grades	-	73,380 packages (5,472,248.00 kilos) – 29.38% unsold.
Secondary Grades	-	21,599 packages (1,110,878.00 kilos) – 11.20% unsold.

MARKETS

Kazakhstan and **other CIS states** showed good but selective interest with reduced enquiry from **Pakistan Packers, Bazaar, Sudan** and **Afghanistan**. **Egyptian Packers** opened slow but improved support as the sale progressed while **UK, Yemen** and **other Middle Eastern countries** maintained activity but at lower levels. There was more enquiry from **Iran** with reduced interest from **Russia**. **Local Packers** were more active. There was less activity from **Somalia** at the lower end of the market.

LEAF GRADES (M2)

BP1:

Best – Most teas were steady at last levels but a few lines were irregular and shed USC14 to USC40 with select invoices advancing by USC18 and USC40.

Brighter – Were firm to USC10 below previous prices.

Mediums – KTDA mediums met irregular enquiry and varied between steady to USC18 dearer to easier by a similar margin; plantation mediums shed up to USC32 but a few select invoices advanced by up to USC24.

Lower Mediums – Were irregular and ranged between firm to USC19 dearer to easier by USC14.

Plainer – Met reduced competition and lost up to USC20.

PF1:

Best – Shed up to USC17.

Brighter – Were easier by up to USC17.

Mediums – KTDA mediums were steady at previous levels with plantation mediums irregular varying between firm to USC6 dearer to easier by up to USC15.

Lower Mediums – Lost up to USC18 but a few lines advanced by up to USC6.

Plainer – Were irregularly easier by up to USC20.

DUST GRADES (M1)

Best – Were irregular ranging between firm to USC18 dearer for a few invoices to mostly easier by up to USC11.

Brighter – Met reduced competition and shed up to USC18.

Mediums – KTDA mediums varied between firm to USC5 dearer to easier by up to USC7 with plantation mediums ranging between steady to USC4 dearer to easier by a similar margin.

Lower Medium – Varied between USC20 dearer to USC13 below previous levels.

Plainer – Irregular and ranged between firm to USC10 dearer to easier by USC12.



TEA NEWS AROUND THE GLOBE



MOMBASA MARKET – Continued ;

DUST1:

Best – Firm to USC11 easier.

Brighter – Steady to USC16 below last prices.

Mediums – KTDA mediums were irregular ranging between firm to USC8 dearer to easier by up to USC12 with plantation mediums varying between steady to USC11 above previous rates to easier by up to USC18.

Lower Medium – Were mostly easier by up to USC16 but a few lines appreciated by up to USC12.

Plainer – Irregularly easier by up to USC23.

SECONDARY GRADES (S1)

In the Secondary Catalogues best **BPs** were firm to dearer while others were discounted; **PFs** were barely steady. Clean well sorted colour **Fannings** lost value while **similar DUSTs** were irregular. **Other Fannings** eased with **DUSTs** firm. **BMFs** were well absorbed.

QUOTATIONS	BROKENS	FANNINGS
Best	271 – 510	276 – 328
Good	270 – 294	277 – 290
Good Medium	260 – 292	274 – 282
Medium (KTDA)	250 – 280	244 – 268
Medium (Plantations)	215 – 270	213 – 246
Lower Medium	144 – 246	164 – 226
Plainer	118 – 200	128 – 196

AUCTION	KENYA 2021 \$	KENYA 2022 \$	TOTAL 2021 \$	TOTAL 2022 \$
44	2.43	2.60	2.22	2.45
45	2.39	2.56	2.21	2.44
46	2.48	2.48	2.29	2.34

SOURCE : AFRICA TEA BROKERS LTD.



TEA NEWS AROUND THE GLOBE



CHITTAGONG MARKET

SALE NO.29 – 21ST NOVEMBER 2022

CTC LEAF: 59,199 packages of Current Season teas on offer continued to meet with a strong demand.

BROKENS: There was only a few bright liquoring Brokens available which were well sought after at around last levels. Other varieties also saw good demand but were a little easier following quality except the plainest which were often discounted with fair withdrawals. BLF teas saw a limited demand and were discounted with quite heavy withdrawals.

FANNINGS: Bright Fannings were strongly competed for and often advanced by Tk.5/- and more per kg. Good Fannings were also in strong demand and were mostly firm. Medium types met with a fairly good demand and were just about steady. Plain types similarly saw some demand but mostly eased with fair withdrawals. BLF teas saw only a limited demand and were discounted with quite heavy withdrawal.

CTC DUST: 11,946 packages of Current Season teas on offer met with good general demand. Select few good liquoring well made Dusts met with good competition and advanced by Tk.10/- to Tk.15/-. Other good liquoring Dusts also sold well at around last levels. Mediums were fully firm to slightly dearer closely following quality. Plain and BLF Dusts were an easier market and saw fair withdrawals. Blenders lent strong support with fair interest from the Loose tea buyers.

COMMENTS: A bright feature of the sale was the strong competition for best liquoring Fannings on offer which mostly advanced in price. Other brighter varieties also witnessed quite a good demand at about firm rates. Blenders were more active with fair interest from the Loose tea buyers.

Good liquoring Dusts were a strong feature of the sale.

Our catalogue: (Sale 29) Avg: Tk 226.27 Sold 80.2% & (Sale 28) Avg: Tk 221.22, sold 73.1%.

Quotations – This Week – (In Taka)

Brokens	This Week	Last Week	Fannings	This week	Last Week	Dust	This week	Last Week
Large	215-225 nom	215-225 nom	Best	240-260	235-255	PD	198-270	195-280
Medium	210-220	210-220	Good	222-235	220-230	RD	190-382	170-385
Small	210-225	210-225	Medium	205-210	205-210	D	185-378	155-285
Plain	170-185	180-190	Plain	170-185	180-190	CD	150-390	150-315
BLF	130-145	125-145	BLF	130-145	125-145	BLF	NQTA	155-170

Exchange Rates 21st November, 2022 Sterling Pound: Tk. 118.4250, dollar: Tk. 100.0000

SOURCE : NATIONAL BROKERS LTD



TEA NEWS AROUND THE GLOBE



SILIGURI MARKET

SALE NO.46 – SALE OF 18TH NOVEMBER 2022

1. MARKET DESCRIPTION :

- Demand – though fair, out lot percentage increased compared to last week in the leaf category.
- Prices eased, more so for teas selling above rs 230/- due to a drop in quality.
- All sections operated.

2. TOTAL AUCTION WEIGHTED AVERAGE (₹)

	2022-23			2021-22			UPTO SALE - 46		
	SALE - 46	SALE - 45	+/-	SALE - 46	SALE - 45	+/-	2022-23	2021-22	2020-21
CTC	170.60	172.46	-1.87	181.75	188.32	-6.57	186.39	184.77	228.46
DUST	174.74	177.92	-3.18	171.05	173.42	-2.37	181.62	171.81	219.72
TOTAL	171.01	172.97	-1.96	180.50	186.84	-6.34	185.85	183.27	227.37

SOURCE: PARCON INDIA PVT LTD

GUWAHATI MARKET

SALE NO.46 – SALE OF 18TH NOVEMBER 2022

1. Market description :

- Fair demand in leaf but good in the dust category.
- All sorts in the leaf segment sold at irregularly easier levels baring select cleaner & blacker medium teas which moved around last levels.
- Premium Dust's were well competed for. Good & better medium teas eased in line with quality. Cleaner dusts in the medium & plainer category witnessed strong demand & appreciated with competition.
- Major blenders operated with western India buyers at lower levels.
- Good enquiry seen from internal buyers with some export enquiry on the bolder broken.

2. TOTAL AUCTION WEIGHTED AVERAGE (₹)

	2022-23			2021-22			UPTO SALE - 46		
	SALE - 46	SALE - 45	+/-	SALE - 46	SALE - 45	+/-	2022-23	2021-22	2020-21
CTC	181.52	186.73	-5.21	185.52	186.68	-1.16	202.65	189.28	250.72
DUST	191.78	192.88	-1.10	177.04	177.63	-0.59	203.56	185.12	259.10
TOTAL	184.09	188.31	-4.22	183.28	184.29	-1.01	202.90	188.05	253.56

SOURCE: PARCON INDIA PVT LTD





TEA NEWS AROUND THE GLOBE

KOLKATA ORTHODOX / CTC MARKET

SALE NO.46 – SALE OF 18TH NOVEMBER 2022

1. Market Description :

- Strong demand.
- Clean well-made teas maintained levels.
- Select tippy lines were readily absorbed.
- The remainder were irregular around last following quality.
- The browner stalkier sorts saw less competition and also settled lower.
- Exporters to the Middle East & CIS were active along with some internal enquiry.

	WHOLE LEAF		BROKENS		FANNINGS
	1ST LINE	2ND LINE	LARGER	SMALLER	LEAFY
BEST	400-450+	360-400+	315-335	310-330	250-280+
GOOD	360-390	330-350+	300-315	290-315	210-240
MEDIUM	310-340	290-320	270-290	260-290	160-200

1. Market description :

- Demand: fair for leaf and good for dust.
- Good/best & better medium assam brokens tended easier following the drop in quality with fair withdrawals.
- Fannings witnessed improved demand and were well competed for. Remaining Assams were irregular whilst the plainer teas sold around last.
- Good/Medium Dooars were barely steady, common sorts remained firm.
- Dust grades continued to elicit strong enquiry and sold at distinctly higher level compared to the corresponding leaf grades.
- Western Indian buyers & major blenders lent good support. Exporters operated along with other packers & internal buyers.

2. TOTAL AUCTION WEIGHTED AVERAGE (₹)

	2022-23			2021-22			UPTO SALE - 46		
	SALE - 46	SALE - 45	+/-	SALE - 46	SALE - 45	+/-	2022-23	2021-22	2020-21
CTC	201.71	209.84	-8.13	221.26	204.65	16.61	225.44	212.67	265.00
DUST	224.20	230.36	-6.15	229.28	206.92	22.36	248.38	217.57	273.13
TOTAL	208.03	215.65	-7.62	223.52	205.26	18.26	231.87	214.05	267.53

SOURCE: PARCON INDIA PVT LTD



UPCOMING AUCTION DETAILS

Auction No.	48		47	
Dates	05 th / 06 th December 2022		29 th / 30 th November 2022	
	No. of Lots	Qty – kg	No. of Lots	Qty – kg
Ex-Estate	547	605,881	547	618,611
Main Sale Total	9,339	4,339,979	8,121	3,633,623
High & Medium	1,195	523,330	1,238	525,630
Low Grown – Leafy	1,797	676,732	1,539	558,780
Low Grown – Semi Leafy	1,397	597,084	1,131	460,272
Low Grown Tippy	1,932	979,072	1,767	854,673
Premium / Flowery	365	61,232	385	55,421
Off Grades	2,219	1,097,683	1,722	867,837
Dust	434	404,846	339	311,010
Grand Total	9,886	4,945,860	8,668	4,252,234
Reprints	478	235,579	734	345,345
Total No. of Lots on Offer	9,886		8,668	
Total Quantity on Offer (kg)	4,945,860		4,252,234	



SCHEDULED CLOSING DATES

Auction No.	Date of Sale	Ex-Estate	Main Sale
49	13 th / 14 th December 2022	24/11/2022	24/11/2022
50	19 th / 20 th December 2022	01/12/2022	01/12/2022
01	03 rd / 04 th January 2023	08/12/2022	08/12/2022

PROMPT DATES

Auction No.	Buyers	Sellers
47	06/12/2022	08/12/2022
48	12/12/2022	13/12/2022
49	20/12/2022	21/12/2022



ORDER OF SALE (SALE NO. 46 – 22ND / 23RD NOVEMBER 2022)

Main Sale Order – 1 (Leafy / Semi Leafy / Tippy / Premium / 1A)	Main Sale Order – 2 (H & M / Off Grade / Dust)	Ex-Estate
CEYLON TEA BROKERS PLC	MERCANTILE PRODUCE BROKERS (PVT) LTD	JOHN KEELLS PLC
FORBES & WALKER TEA BROKERS (PVT) LTD	FORBES & WALKER TEA BROKERS (PVT) LTD	MERCANTILE PRODUCE BROKERS (PVT) LTD
BARTLEET PRODUCE MARKETING (PVT) LTD	BARTLEET PRODUCE MARKETING (PVT) LTD	CEYLON TEA BROKERS PLC
MERCANTILE PRODUCE BROKERS (PVT) LTD	LANKA COMMODITY BROKERS LTD	LANKA COMMODITY BROKERS LTD
LANKA COMMODITY BROKERS LTD	CEYLON TEA BROKERS PLC	BARTLEET PRODUCE MARKETING (PVT) LTD
EASTERN BROKERS. LTD.	EASTERN BROKERS. LTD.	EASTERN BROKERS. LTD.
JOHN KEELLS PLC	JOHN KEELLS PLC	FORBES & WALKER TEA BROKERS (PVT) LTD
ASIA SIYAKA COMMODITIES PLC.	ASIA SIYAKA COMMODITIES PLC.	ASIA SIYAKA COMMODITIES PLC.

[DB : HR / SG]



TEA SALE ARRANGEMENTS



COLOMBO TEA TRADERS' ASSOCIATION

C/o. THE CEYLON CHAMBER OF COMMERCE, P.O.Box 274, No. 50, NAVAM MAWATHA, COLOMBO 02.

Telephone: 5588849; Facsimile: 2449352; E-Mail ; hemaratne@chamber.lk

CIRCULAR NO. 38 OF 2022

NOVEMBER 08,2022

TEA SALE ARRANGEMENTS FOR 01ST QUARTER 2023 – JANUARY / FEBRUARY / MARCH

Sale No.	Date of Sale		Catalogue Closing Dates		Prompt Dates		10% Payment	E-Platform Levy Prompt Dates	
			Ex-Estate	Main Sale	Buyers	Sellers		Buyers	Sellers
JANUARY									
1	Tue/Wed	03 rd / 04 th	08/12/2022 4.30 pm		10/01/2023	11/01/2023	09/01/2023	10/01/2023	11/01/2023
2	Tue/Wed	10 th / 11 th	15/12/2022 4.30 pm		17/01/2023	18/01/2023	13/01/2023	17/01/2023	19/01/2023
3	Tue/Wed	17 th / 18 th	22/12/2022 4.30 pm		24/01/2023	25/01/2023	20/01/2023	24/01/2023	26/01/2023
4	Tue/Wed	24 th / 25 th	05/01/2023 4.30 pm		31/01/2023	01/02/2023	27/01/2023	31/01/2023	02/02/2023
5	Mon/Tue	30 th / 31 st	12/01/2023 4.30 pm		06/02/2023	07/02/2023	03/02/2023	06/02/2023	08/02/2023





TEA SALE ARRANGEMENTS – Continued,

Sale No.	Date of Sale		Catalogue Closing Dates		Prompt Dates		10% Payment	E-Platform Levy Prompt Dates	
			Ex-Estate	Main Sale	Buyers	Sellers		Buyers	Sellers
FEBRUARY									
6	Tue/Wed	07 th / 08 th	19/01/2023 4.30 pm		14/02/2023	15/02/2023	10/02/2023	14/02/2023	16/02/2023
7	Tue/Wed	14 th / 15 th	26/01/2023 4.30 pm		21/02/2023	22/02/2023	17/02/2023	21/02/2023	23/02/2023
8	Tue/Wed	21 st / 22 nd	02/02/2023 4.30 pm		28/02/2023	01/03/2023	24/02/2023	28/02/2023	02/03/2023
9	Tue/Wed	28 th Feb. / 01 st March	09/02/2023 4.30 pm		07/03/2023	08/03/2023	03/03/2023	07/03/2023	09/03/2023
MARCH									
10	Tue/Wed	07 th / 08 th	16/02/2023 4.30 pm		14/03/2023	15/03/2023	10/03/2023	14/03/2023	16/03/2023
11	Tue/Wed	14 th / 15 th	23/02/2023 4.30 pm		21/03/2023	22/03/2023	17/03/2023	21/03/2023	23/03/2023
12	Tue/Wed	21 st / 22 nd	02/03/2023 4.30 pm		28/03/2023	29/03/2023	24/03/2023	28/03/2023	30/03/2023
13	Tue/Wed	28 th / 29 th	09/03/2023 4.30 pm		04/04/2023	06/04/2023	31/03/2023	04/04/2023	10/04/2023





TEA SALE ARRANGEMENTS – Continued,

HOLIDAYS FOR 01 ST QUARTER OF 2023		
JANUARY		
06 th	Friday	Duruthu Full Moon Poya Day
15 th	Sunday	Tamil Thai Pongal Day
16 th	Monday	Additional holiday in lieu of Tamil Thai Pongal Day falling on Sunday
FEBRUARY		
03 rd	Friday	Additional half holiday in lieu of Independence Day falling on Saturday
04 th	Saturday	National Day
05 th	Sunday	Nawam Full Moon Poya Day
18 th	Saturday	Mahasivarathri Day
MARCH		
06 th	Monday	Medin Full Moon Poya Day

**THE OFFICE OF THE CTTA
THE COLOMBO TEA TRADERS' ASSOCIATION**





“

Never let the fear of striking out keep you from playing
the game— *Babe Ruth*

”