



TEA MARKET REPORT

JOHN KEELLS PLC

SALE NO.47 – 29TH / 30TH NOVEMBER 2022

ORDER OF SALE (SALE NO. 47 – 29TH / 30TH NOVEMBER 2022)

Main Sale Order – 1 (Leafy / Semi Leafy / Tippy / Premium / 1A)	Main Sale Order – 2 (H & M / Off Grade / Dust)	Ex-Estate
CEYLON TEA BROKERS PLC	MERCANTILE PRODUCE BROKERS (PVT) LTD	JOHN KEELLS PLC
FORBES & WALKER TEA BROKERS (PVT) LTD	FORBES & WALKER TEA BROKERS (PVT) LTD	MERCANTILE PRODUCE BROKERS (PVT) LTD
BARTLEET PRODUCE MARKETING (PVT) LTD	BARTLEET PRODUCE MARKETING (PVT) LTD	CEYLON TEA BROKERS PLC
MERCANTILE PRODUCE BROKERS (PVT) LTD	LANKA COMMODITY BROKERS LTD	LANKA COMMODITY BROKERS LTD
LANKA COMMODITY BROKERS LTD	CEYLON TEA BROKERS PLC	BARTLEET PRODUCE MARKETING (PVT) LTD
EASTERN BROKERS. LTD.	EASTERN BROKERS. LTD.	EASTERN BROKERS. LTD.
JOHN KEELLS PLC	JOHN KEELLS PLC	FORBES & WALKER TEA BROKERS (PVT) LTD
ASIA SIYAKA COMMODITIES PLC.	ASIA SIYAKA COMMODITIES PLC.	ASIA SIYAKA COMMODITIES PLC.



AUCTION DETAILS

Auction No.	47	
Dates	29 th / 30 th November 2022	
	No. of Lots	Qty – kg
Ex Estate	547	618,611
Main Sale Total	8,121	3,633,623
High & Medium	1,238	525,630
Low Grown - Leafy	1,539	558,780
Low Grown - Semi Leafy	1,131	460,272
Low Grown Tippy	1,767	854,673
Premium / Flowery	385	55,421
Off Grades	1,722	867,837
Dust	339	311,010
Grand Total	8,668	4,252,234
Reprints	734	345,345
Total No. of Lots Offered	8,668	
Total Quantity Offered (kg)	4,252,234	

PROMPT DATES

Auction No.	Buyers	Sellers
47	06/12/2022	08/12/2022



COMMENTS



The 0.6Mkg of Ex estate teas on offer met with fair demand. Select Best Western High Grown BOPs were firm to a little dearer following quality, the below best and plainer varieties were irregular. Select Best Western High Grown BOPFs were selectively dearer, the below best and plainer varieties were firm to irregular. Nuwara Eliya BOPs were irregular, the BOPFs were firm. Uda Pussellawa BOPs were irregular following quality, the BOPFs were marginally dearer. UVA BOPs were easier, the BOPFs gained following quality. Low grown CTC BP1s were firm, the High and Medium sorts were tending easier. Low Grown CTC PF1s were irregularly dearer, the High and medium sorts were mostly firm.

The 1.9Mkg of Low Grown teas which were on offer met with good demand. In the Leafy segment, OPs were firm, OPAs appreciated a few rupees. Select best OP1s were firm, others were dearer. In the Semi Leafy segment, BOP1s were firm, Pekoe varieties followed a similar trend. Pekoe1s met with irregular demand. In the Small Leaf segment, FBOPs were firm. FBOPF varieties continued to attract good demand. FBOPF1s were firm. BOPF.SP, BOPF, BOP.SP and BOPs too met with fair demand. Best Premium Flowery teas were firm, others met with irregular demand.

Turkey, Russia, Iran and the C.I.S countries lent fair support. Libya and Iraq were active.



MARKET DESCRIPTION

Western Teas

Select best BOPs were firm, the below best and plainer sorts were marginally easier, Select best BOPFs were firm at the commencement of the sale, but strengthened as the sale progressed, below best and plainer varieties were firm to irregular at times. Medium BOPs were firm to a little dearer at times, the BOPFs were firm on last levels.

Nuwara Eliya Teas

BOPs were irregular following quality, the BOPFs were firm to a little dearer at times.

Uva Teas

Uva BOPs were tending a little easier, the BOPFs were firm to Rs.50/- to Rs.100/- dearer following quality. Uda Pussellawa BOPs were irregular following quality, the BOPFs were marginally dearer by Rs.50/- at times.

CTC Teas

Low Grown BP1s were firm, the High and Medium sorts were irregularly easier. Low Grown PF1s were firm to a little dearer at times, the High and Medium sorts were mostly firm.

QUOTATIONS

	BOP – RS.	BOPF – RS.
Good Westerns	1650 - 2000	1650 – 1900
Average Westerns	1500 – 1600	1550 – 1600
Plainer Westerns	1300 – 1480	1400 – 1500
Western Mediums	1000 – 2300	860 – 1140
Uva Teas	1200 – 1500	1220 – 1650
Nuwara Eliya Teas	1380 – 1600	1300 – 1340
Uda Pussellawa Teas	1200 – 1500	1220 – 1650
CTC (BP1 and PF1)	760 – 1280	860 – 1850





MARKET DESCRIPTION

Low Grown

Select best OP1s met with irregular demand, other wiry OP1s along with the bolder types were firm to dearer. Better twisted OPs maintained last levels, others too gained irregularly. Well-made OPAs were firm to dearer by Rs.50/-, below best sorts too met with fair demand. In the Semi Leafy segment, better twisted BOP1s were firm, others too maintained last levels. Select best Pekoes along with the heavy bold Pekoe invoices were mostly firm. Shotty Pekoe1s met with good demand, reducers were firm to marginally lower.

Select best and best BOPs were firm, below best types were irregularly lower to last, secondary types were dearer by Rs.20/- to Rs.30/-. BOP.SP.s and BOPF.SP.s met with fair demand. BOPFs followed a similar trend. Select best FBOPF1's were firm on last week's closing levels, best and below best FBOPF1s were firm, secondaries were dearer by Rs.20/- to Rs.30/-. Well-made FBOPs in the select best category were firm, best and below best types too were firm, secondaries were dearer by Rs.20/- to Rs.30/-. FBOPF varieties met with good demand. Select best very tippy Premium Flowery teas met with good demand, others were irregularly lower to last.

Off Grades

All types of Fngs1s were firm. Select best and best BMs were dearer by Rs.10/- to Rs.30/-, below best and poorer types were firm. Select best and best BPs were firm, below best and poorer types were dearer by Rs.10/- to Rs.20/-. Select best BOP1As were dearer by Rs.60/- to Rs.80/- whilst best types were lower by Rs.50/- to Rs.60/- and more at times, below best and poorer sorts were dearer by Rs.40/- to Rs.50/-.


Dust

Select best and best Dust1s appreciated Rs.15/- to Rs.20/- and more at times as the sale progressed, below best and poorer sorts were dearer by Rs.10/- to Rs.15/-. High and Medium CTCs appreciated Rs.10/- to Rs.20/-. Low Grown CTCs sold at firm levels. Low Grown Dust/Dust1s were lower by Rs.10/- to Rs.15/-.



QUOTATIONS

	Select Best	Best	Below Best	Others
LIQUORING				
DUST-1	1600.00 - 1800.00	1500.00 - 1580.00	1400.00 - 1480.00	1300.00 - 1380.00
OFF GRADES				
FGS1	1380.00 - 1440.00	1300.00 - 1370.00	900.00 - 1290.00	530.00 - 890.00
FGS	880.00 - 1000.00	780.00 - 870.00	640.00 - 770.00	420.00 - 630.00
LOW GROWNS				
FBOPF / FFSP / FFEXSP	4000.00 - 8950.00	3000.00 - 3800.00	2000.00 - 2800.00	1000.00 - 1900.00
BOP	2100.00 - 2500.00	1500.00 - 2000.00	1100.00 - 1400.00	850.00 - 1050.00
BOPSP	2000.00 - 2500.00	1500.00 - 1900.00	1100.00 - 1400.00	850.00 - 1050.00
BOPF	1800.00 - 2500.00	1300.00 - 1700.00	900.00 - 1200.00	700.00 - 820.00
FBOPF1	2100.00 - 2600.00	1700.00 - 2050.00	1400.00 - 1600.00	800.00 - 1350.00
FBOP	2200.00 - 2850.00	1700.00 - 2150.00	1400.00 - 1700.00	900.00 - 1200.00
BOP1	2450.00 - 2900.00	1900.00 - 2300.00	1600.00 - 1800.00	1400.00 - 1550.00
OP1	2300.00 - 3150.00	1950.00 - 2200.00	1750.00 - 1900.00	1200.00 - 1500.00
OP	1800.00 - 2300.00	1650.00 - 1750.00	1550.00 - 1650.00	1100.00 - 1400.00
OPA	1800.00 - 2350.00	1600.00 - 1750.00	1350.00 - 1500.00	800.00 - 1200.00
PEKOE	1900.00 - 2600.00	1700.00 - 1850.00	1450.00 - 1650.00	1100.00 - 1300.00
PEKOE1	2200.00 - 2600.00	1850.00 - 2150.00	1600.00 - 1800.00	1000.00 - 1400.00
DUST / DUST1	1000.00 - 1440.00	900.00 - 990.00	800.00 - 890.00	700.00 - 790.00



- **Top Prices**
- **Colombo Auction Averages**
- **All Brokers Private Sale Figures**



TOP PRICES (SALE NO. 47 – 29TH / 30TH NOVEMBER 2022)



WESTERN HIGH			
BOP		Bambrakelly	2000.00
BOPSP		Queensberry	1950.00
BOPF/BOPFSP		Great Western	1900.00
		Waltrim	1900.00
FBOP/FBOP1		Great Western	2800.00
FBOPF/FBOPF1		Glenloch	2000.00
BOP1		Inverness	2050.00
OP/OPA	*	Venture	1700.00
OP1	*	Inverness	2050.00
PEKOE/PEKOE1		Bambrakelly	1900.00

WESTERN MEDIUM			
BOP	*	Nayapane	2300.00
BOPSP		Hatale	1950.00
BOPF/BOPFSP		Ancoombra	1500.00
FBOP/FBOP1		Doombagastalawa	3300.00
FBOPF/FBOPF1		Craighead	2200.00
BOP1		Dartry Valley	2850.00
OP/OPA		Greenwood	1700.00
		New Fernland	1700.00
		Dehiwatte Super	1700.00
		Orange Field	1700.00
OP1		Dartry Valley	2350.00
PEKOE/PEKOE1		Doombagastalawa	2250.00
		Weralugolla	2250.00

UDA PUSSELLAWA			
BOP		Kirklees	1440.00
BOPSP		Delmar	1700.00
BOPF/BOPFSP		Kirklees	1700.00
FBOP/FBOP1		Blairlomond	2150.00
FBOPF/FBOPF1		Gonapitiya	1850.00
		Blairlomond	1850.00
BOP1		-	
OP/OPA		Alma	1600.00
OP1		Alma	1850.00
PEKOE/PEKOE1		Alma	2150.00

UVA HIGH			
BOP		Aislabay	1850.00
BOPSP		Ranaya	1950.00
BOPF/BOPFSP		Bandaraeliya	1650.00
FBOP/FBOP1		Ranaya	2150.00
FBOPF/FBOPF1		Ranaya	2050.00
BOP1	*	Uva Highlands	1800.00
OP/OPA		Ranaya	1700.00
OP1	*	Uva Highlands	1800.00
PEKOE/PEKOE1		Battawatte	2150.00

UVA MEDIUM			
BOP	*	Demodera 'S'	1900.00
		Dickwella	1900.00
BOPSP	*	Halpewatte Uva	1950.00
BOPF/BOPFSP		Dickwella	1950.00
		High Spring	1950.00
FBOP/FBOP1		Halpewatta Uva	2050.00
FBOPF/FBOPF1	*	Halpewatte Uva	2100.00
BOP1		Maratenne	2900.00
OP/OPA		Ury	1750.00
OP1	*	Wewesse	2000.00
PEKOE/PEKOE1	*	Sarnia Plaiderie	2250.00

CTC HIGH			
PF1		Dunsinane CTC	1400.00
BP1		-	
BPS		Mount Uva CTC	710.00
OF		-	

CTC MEDIUM			
PF1	*	New Peacock CTC	1340.00
BP1	*	Delta CTC	1280.00
BPS		Donside CTC	1100.00
OF		-	

NUWARA ELIYA			
BOP	*	Lovers Leap	1600.00
BOPSP	*	Kenmare	1500.00
BOPF/BOPFSP		Court Lodge	1340.00
FBOP/FBOP1		Court Lodge	1950.00
OP/OPA		-	
PEKOE/PEKOE1		Court Lodge	1700.00

CTC LOW			
PF1	*	Cee Tee Hills CTC	1900.00
BP1	*	Ceciliyan CTC	1100.00
BPS		-	
OF		-	



TOP PRICES (SALE NO. 47 – 29TH / 30TH NOVEMBER 2022)



LOW			
BOP		Mahaliyadda	2500.00
BOPSP	*	Arbour Valley	2500.00
BOPF		Sithaka	2500.00
BOPFSP		Mahaliyadda	2300.00
FBOP		Sithaka	2850.00
FBOP1		Brombil	2700.00
FBOPF		Katanwila	3200.00
		Rotumba	3200.00
FBOPF1		Sierra	2600.00
	*	Broadlands SH	2550.00
BOP1		Hidellana	2900.00
OP1		Sithaka	3150.00
OP		Liyonta	2300.00
OPA		Liyonta	2350.00
PEKOE		Liyonta	2600.00
PEKOE1		Hidellana	2600.00

PREMIUM			
FBOPFSP		Rajjuruwatta Super	8800.00
FBOPFEXSP		New Deniyaya	8950.00
		Lickra	8500.00
	*	Ceciliyan	8300.00
FBOPFEXSP1		Wathurawila	7850.00

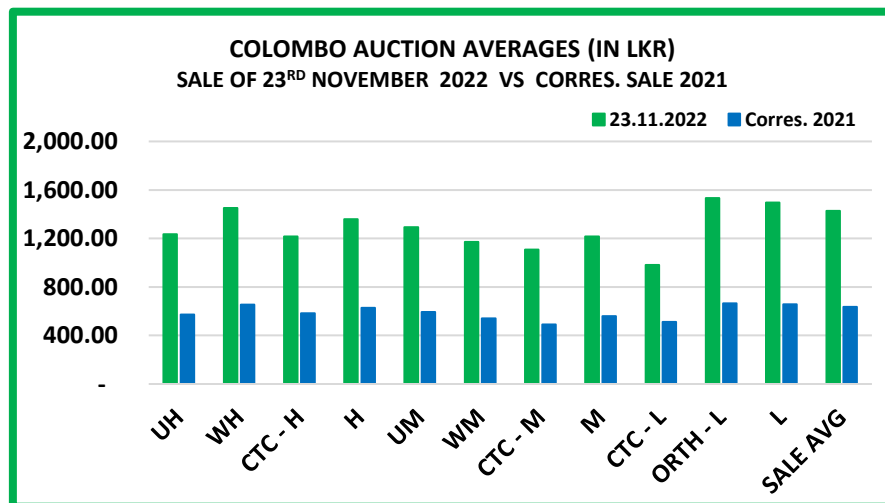
DUST			
DUST1		Ceciliyan CTC	1800.00
		Mattakelle	1800.00
P.DUST	*	Ceciliyan CTC	1900.00

OFF GRADES			
FNGS/FNGS1		Holyrood	1440.00
PFNGS	*	Hingalgoda CTC	1480.00
BM		Gunawardena	1650.00
BP	*	Natherville	1500.00
		Chandrika Estate	1500.00
		Aruna	1500.00
BOP1A		Aldora	1850.00
		Golden Garden	1850.00

**** MORE THAN ONE TOP PRICE OBTAINED**
*** TEAS SOLD BY JOHN KEELLS PLC**
+ ALL TIME RECORD PRICE
++ ALL TIME RECORD PRICE EQUALED

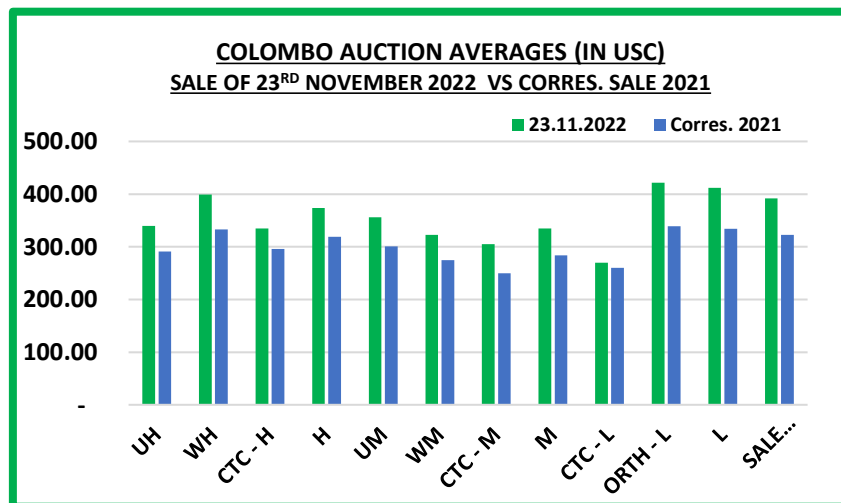


COLOMBO AUCTION AVERAGES



	Sale of 16/11/2022In LKR	Sale of 23/11/2022 In LKR	Corres. 2021 In LKR
Uva High Grown	1202.51	1235.06	571.57
Western High Grown	1444.14	1450.81	655.21
CTC High Grown	1220.36	1217.79	582.83
Summary of High Grown	1350.79	1359.22	627.88
Uva Medium Grown	1209.66	1293.96	593.08
Western Medium Grown	1129.76	1173.06	541.28
CTC Medium Grown	997.05	1108.11	491.26
Summary of Medium Grown	1157.76	1216.83	558.67
CTC Low Grown	934.76	982.80	510.93
Orthodox Low Grown	1510.88	1533.96	666.12
Summary of Low Grown	1463.97	1496.37	656.71
TOTAL SALE AVERAGE	1398.21	1426.86	634.86

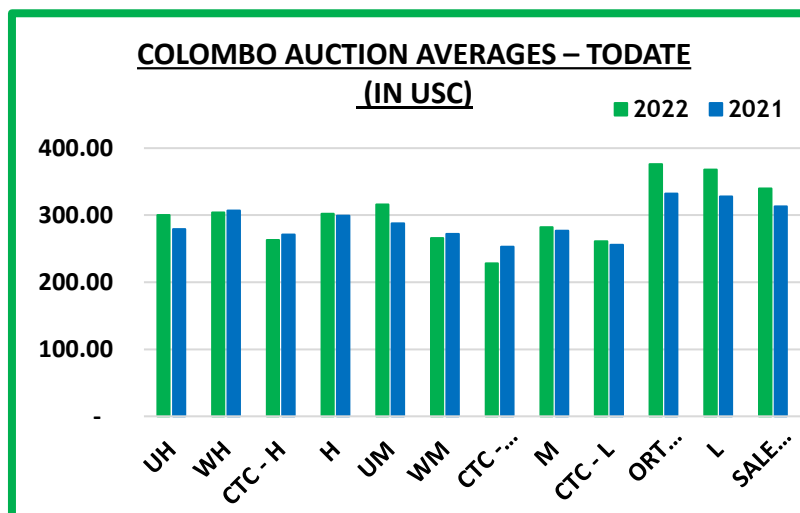
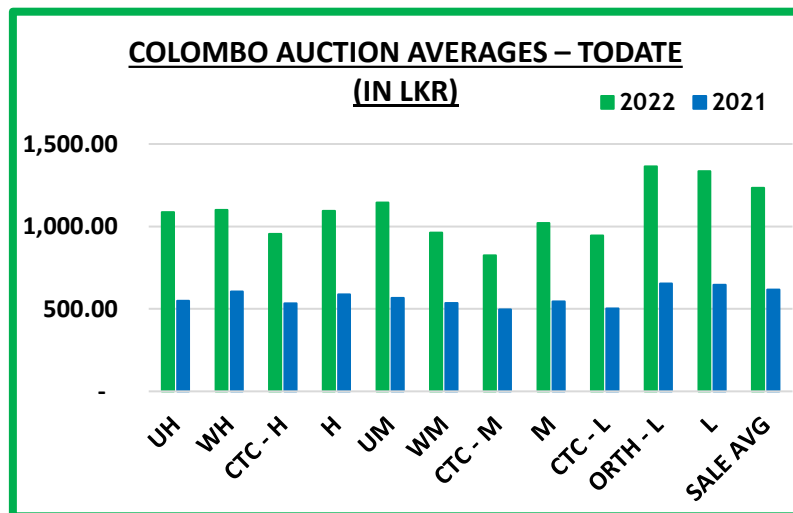
COLOMBO AUCTION AVERAGES



	Sale of 16/11/2022 In USC	Sale of 23/11/2022 In USC	Corres. 2021 In USC
Uva High Grown	330	340	291
Western High Grown	396	399	333
CTC High Grown	334	335	296
Summary of High Grown	370	374	319
Uva Medium Grown	331	356	301
Western Medium Grown	310	323	275
CTC Medium Grown	273	305	250
Summary of Medium Grown	317	335	284
CTC Low Grown	256	270	260
Orthodox Low Grown	414	422	339
Summary of Low Grown	401	412	334
TOTAL SALE AVERAGE	383	392	323



COLOMBO AUCTION AVERAGES



January to Date (Sale No.46)	2022 LKR	2021 LKR	2022 USC	2021 USC
Uva High Grown	1085.64	549.12	300	279
Western High Grown	1099.76	604.75	304	307
CTC High Grown	953.75	533.05	263	271
Summary of High Grown	1094.87	587.39	302	299
Uva Medium Grown	1144.08	567.24	316	288
Western Medium Grown	961.84	535.04	266	272
CTC Medium Grown	824.25	497.47	228	253
Summary of Medium Grown	1020.91	545.03	282	277
CTC Low Grown	945.90	503.29	261	256
Orthodox Low Grown	1363.33	653.75	376	332
Summary of Low Grown	1334.57	645.38	368	328
TOTAL SALE AVERAGE	1233.11	616.30	340	313



COLOMBO AUCTION AVERAGES

FROM 01 ST TO 23 RD NOVEMBER 2022	LKR
Uva High Grown	1203.07
Western High Grown	1455.41
Summary of High Grown	1355.73
Uva Medium Grown	1224.59
Western Medium Grown	1115.65
Summary of Medium Grown	1154.18
Summary of Low Grown	1434.12
TOTAL SALE AVERAGE	1374.18



ALL BROKERS PRIVATE SALE FIGURES (FOR THE PERIOD – 21ST TO 26TH NOVEMBER 2022)

	WEEKLY	TODATE
High & Medium	51,654.30	1,903,471.40
Low	3,139.00	331,775.95
Green Tea	15,962.00	1,316,294.30
Organic Tea	9,080.00	426,940.43
BMF	51,488.00	5,519,502.00
Direct Sales	-	-
Forward Contract	54,160.00	1,764,650.00





- **Crop and Weather**
- **Crop Figures**
- **Tea News**
- **Holiday Notice**

CROP AND WEATHER - FOR THE PERIOD OF – 21ST TO 27TH NOVEMBER 2022



Western

Bright weather conditions were experienced at the beginning of the week in Dickoya whilst, dull mornings with evening showers prevailed thereafter. Bright weather conditions were reported throughout the day in Agarapatana and Bogowantalawa.



Nuwara Eliya

Bright weather was reported throughout the day in Nuwara Eliya and Kandapola districts.



Uva

Dry mornings with evening showers were recorded in Lunugala whilst, bright weather conditions were reported throughout the week in Badulla and Haputale.



Low Grown

Bright weather conditions were experienced at the beginning of the week in the Deniyaya district whilst, Dull mornings with occasional evening showers prevailed thereafter. Bright weather was recorded throughout the week in Rathnapura and Galle districts.



Crop

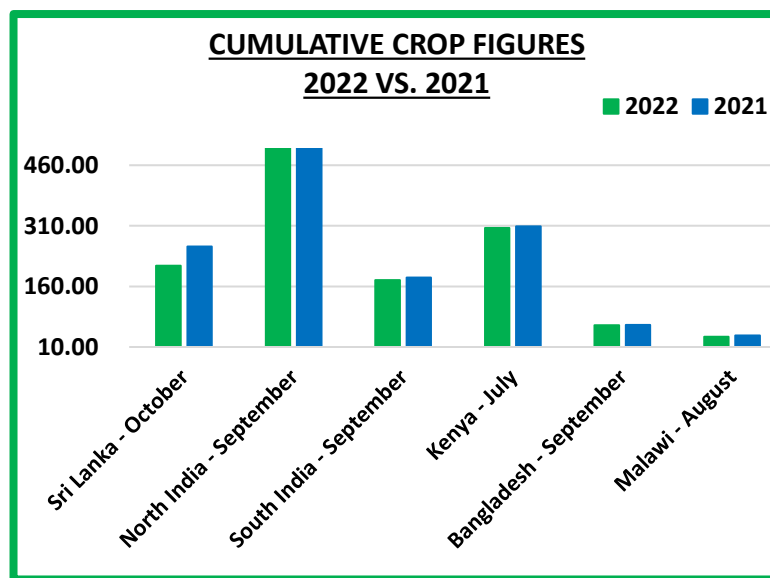
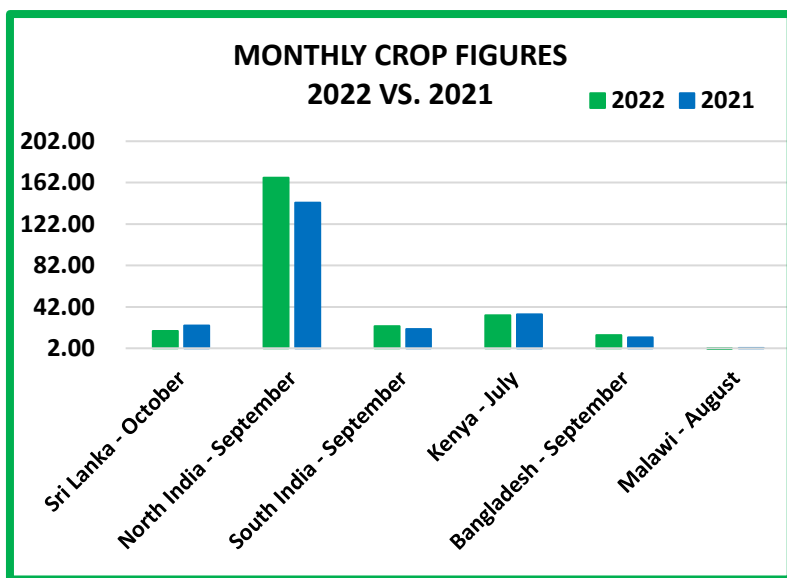
Crop intakes are moderate to low.



CROP FIGURES OF MAJOR PRODUCING & EXPORTING COUNTRIES

Country	Month	2022	2021	Cumulative + Inc. / Dec.	Cumulative	2022	2021	Cumulative + Inc. / Dec.
Sri Lanka	October	18.75	24.17	- 5.42	Upto October	211.38	258.90	- 47.52
North India	September	166.75(E)	142.56	+ 24.19	Upto September	808.91(E)	781.47	+ 27.44
South India	September	23.28(E)	20.61	+ 2.67	Upto September	175.76(E)	181.90	- 6.14
Kenya	July	33.85	34.73	+ 0.88	Upto July	304.21	308.80	- 4.59
Bangladesh	September	14.74	12.61	+ 2.03	Upto September	63.83	64.76	- 0.93
Malawi	August	1.99	2.09	- 0.10	Upto August	35.70	38.40	- 2.70

(E) - Estimated



TEA NEWS AROUND THE GLOBE

MOMBASA MARKET

SALE NO. 48 – SALE OF 28TH, 29TH & 30TH NOVEMBER 2022

Reduced demand in most categories on offer with prices irregular following quality for the 221,580 packages (14,896,114.00 kilos) available; 29.90% were neglected.

OFFERINGS

Leaf Grades	-	127,420 packages (8,406,894.00 kilos) – 31.24% unsold.
Dust Grades	-	71,620 packages (5,347,781.00 kilos) – 34.29% unsold.
Secondary Grades	-	22,540 packages (1,141,439.00 kilos) – 8.43% unsold.

MARKETS

Pakistan Packers, Bazaar, and Afghanistan lent strong support with **Yemen** and **other Middle Eastern countries** maintaining good enquiry. **Kazakhstan, other CIS states** and **UK** were more selective while **Sudan, Egyptian Packers** and **Iran** reduced activity. **Russia** were less active while **Local Packers** maintained interest. **Somalia** maintained activity at the lower end of the market.

LEAF GRADES (M2)

BP1:

Best – Saw irregular enquiry and ranged between firm to USC9 dearer for most lines with a few selected invoices gaining between USC29 and USC56 to easier by USC18.

Brighter – Were irregular varying between firm to USC13 dearer and select lines advanced by up to USC35 to USC17 below last rates.

Mediums – KTDA mediums were fully firm for most teas but some lines were irregular ranging between USC20 dearer to USC16 below previous levels. Plantation mediums were steady to USC14 dearer.

Lower Mediums – Varied between firm to USC12 dearer to USC14 below previous prices.

Plainer – Were discounted by up to USC30 but a few selected invoices advanced by up to USC26.

PF1:

Best – Were mostly steady to USC10 dearer but a few teas eased by a similar margin.

Brighter – Irregular ranging between firm to USC8 dearer to easier by USC4.

Mediums – KTDA mediums varied between steady to USC10 dearer to USC8 below last rates while plantation mediums met reduced competition and lost up to USC20.

Lower Mediums – Were discounted by up to USC24.

Plainer – Saw less enquiry and most teas lost up to USC17 with only a few lines dearer by up to USC8.

DUST GRADES (M1)

Best – Met irregular activity and varied between steady to USC19 dearer to USC20 below previous levels.

Brighter – Were firm to easier by up to USC18.

Mediums – KTDA mediums were mostly steady at last prices but a few select invoices lost up to USC26 with plantation mediums firm to USC11 easier.

Lower Medium – Were a weak feature and shed by up to USC30.

Plainer – Were discounted by up to USC20.



TEA NEWS AROUND THE GLOBE



MOMBASA MARKET – Continued ;

DUST1:

Best – Irregular ranging between firm to USC23 dearer to easier by USC12.

Brighter – Were steady to USC6 below last rates.

Mediums – KTDA mediums were firm to USC10 easier for most of the teas with only a few lines advancing by up to USC13. Plantation mediums were irregularly easier by up to USC19 but selected invoices gained up to USC20.

Lower Medium – Lost up to USC20.

Plainer – Firm to USC13 easier.

SECONDARY GRADES (S1)

In the Secondary Catalogues, best **BPs** gained while others tended easier; best **PFs** appreciated with others firm. Clean well sorted coloury **Fannings** held value with **similar DUSTs** firm. **Other Fannings** were barely steady while **DUSTs** sold at previous rates. **BMFs** were readily absorbed.

QUOTATIONS	BROKENS	FANNINGS
Best	279 – 512	279 – 326
Good	262 – 328	277 – 298
Good Medium	266 – 290	270 – 285
Medium (KTDA)	250 – 282	244 – 271
Medium (Plantations)	222 – 274	208 – 246
Lower Medium	134 – 244	156 – 226
Plainer	108 – 216	120 – 196

AUCTION	KENYA 2021 \$	KENYA 2022 \$	TOTAL 2021 \$	TOTAL 2022 \$
45	2.39	2.56	2.21	2.44
46	2.48	2.48	2.29	2.34
47	2.66	2.44	2.45	2.32

SOURCE : AFRICA TEA BROKERS LTD.



TEA NEWS AROUND THE GLOBE



CHITTAGONG MARKET

SALE NO.30 – 28TH NOVEMBER 2022

CTC LEAF: 58,775 packages of Current Season teas on offer met with a stronger demand.

BROKENS: The best varieties were well supported and were fully firm whilst good types met with a stronger demand and advanced in price following competition. There was also quite a fair demand for the Medium varieties which were generally steady. Plain teas saw a little more demand at around last levels. There was better disposal of BLF varieties at last levels with less withdrawals.

FANNINGS: Best Fannings continued to attract strong demand at around firm rates. Good varieties saw stronger demand with prices appreciating further. Medium types were well absorbed at steady levels. Plain varieties saw a little more demand and were about steady with fewer withdrawals. BLF teas had a better sale at steady rates.

CTC DUST: 12,824 packages of Current Season teas on offer met with good demand. Good liquoring Dusts fetched firm to occasionally dearer prices. Mediums sold well at around last levels. Plain and BLF Dusts were once again an easier market and saw fair withdrawals. Blenders lent strong support with fair interest from the Loose tea buyers.

COMMENTS: Blenders operated very strongly across the board especially on bright liquoring varieties. Loose tea buyers were not as active as in the last week.

Dusts sold well.

Our catalogue: (Sale 30) Avg: Tk 217.83, Sold 79.5% & (Sale 29) Avg: Tk 225.61, sold 80.8%.

Quotations – This Week – (In Taka)

Brokens	This Week	Last Week	Fannings	This week	Last Week	Dust	This week	Last Week
Large	215-230 nom	215-225 nom	Best	245-265	240-260	PD	180-276	198-270
Medium	210-225	210-220	Good	225-240	222-235	RD	130-390	190-382
Small	215-230	210-225	Medium	210-220	205-210	D	162-370	185-378
Plain	180-190	170-185	Plain	180-190	170-185	CD	172-360	150-390
BLF	135-145	130-145	BLF	135-145	130-145	BLF	130-205	NQTA

Exchange Rates 28th November, 2022 Sterling Pound: Tk. 120.4700, dollar: Tk. 100.0000

SOURCE : NATIONAL BROKERS LTD



TEA NEWS AROUND THE GLOBE



SILIGURI MARKET

SALE NO.47 – SALE OF 25TH NOVEMBER 2022

1. MARKET DESCRIPTION :

- Demand –fair for leaf and good for dust.
- Levels eased once again, more so for teas selling above rs.230/-.
- All sections operated barring the internal packet trade of Siliguri, who were rather selective for the second consecutive week.

2. TOTAL AUCTION WEIGHTED AVERAGE (₹)

	2022-23			2021-22			UPTO SALE - 47		
	SALE - 47	SALE - 46	+/-	SALE - 47	SALE - 46	+/-	2022-23	2021-22	2020-21
CTC	167.09	170.60	-3.51	171.06	181.75	-10.69	185.64	184.11	225.02
DUST	174.60	174.74	-0.14	166.13	171.05	-4.92	181.38	171.56	216.78
TOTAL	167.84	171.01	-3.18	170.53	180.50	-9.97	185.16	182.66	224.00

SOURCE: PARCON INDIA PVT LTD

GUWAHATI MARKET

SALE NO.47 – SALE OF 26TH NOVEMBER 2022

1. Market description :

- Subdued demand in leaf while dust category witnessed good demand.
- Leaf: levels for all sorts eased in line with quality. The browner types faced substantial out lots.
- Dust: premium dusts were well competed for & sold around last levels. Medium & plainer teas eased.
- Major blenders were active with fair support from internal section.
- Western India buyers operated on liquoring teas at lower levels.
- Exporters operated on bolder broken.

2. TOTAL AUCTION WEIGHTED AVERAGE (₹)

	2022-23			2021-22			UPTO SALE - 47		
	SALE - 47	SALE - 46	+/-	SALE - 47	SALE - 46	+/-	2022-23	2021-22	2020-21
CTC	178.99	181.52	-2.53	185.05	185.52	-0.47	201.68	189.08	246.80
DUST	187.92	191.78	-3.86	174.17	177.04	-2.87	202.89	184.62	255.05
TOTAL	181.53	184.09	-2.56	182.03	183.28	-1.25	202.02	187.76	249.59

SOURCE: PARCON INDIA PVT LTD





TEA NEWS AROUND THE GLOBE

KOLKATA ORTHODOX / CTC MARKET

SALE NO.47 – SALE OF 24TH NOVEMBER 2022

1. Market Description :

- Good demand.
- The clean, well made and the select tippy teas sold readily at levels irregular around last.
- Remainder were irregularly lower following quality. Browner, stalkier sorts also saw some withdrawals.
- Exporters to the Middle East and CIS operated with some enquiry from the internal trade.

	WHOLE LEAF		BROKENS		FANNINGS
	1ST LINE	2ND LINE	LARGER	SMALLER	LEAFY
BEST	420-480+(N)	340-390	320-340+	310-330+	250-280+
GOOD	360-400	310-340	290-315	280-300	200-240
MEDIUM	300-340	270-310	240-280	230-270	150-190

1. Market description :

- Demand- subdued for leaf and good for dust.
- All Assam/Cachar broken were easier following the drop in quality, Fannings however continued to sell well.
- Liquoring dust grades were firm, remainder were irregular and tended lower with some withdrawals.
- Good/medium Dooars eased, common sorts remained firm.
- Major blenders main stay, with HUL buying approximately 33% of the dust teas sold. Western Indian buyers operated on the better varieties, while other packers and internal buyers lent fair support.
- Exporters were selective.

2. TOTAL AUCTION WEIGHTED AVERAGE (₹)

	2022-23			2021-22			UPTO SALE - 47		
	SALE - 47	SALE - 46	+/-	SALE - 47	SALE - 46	+/-	2022-23	2021-22	2020-21
CTC	200.17	201.71	-1.54	222.24	221.26	0.98	224.34	213.22	259.45
DUST	222.30	224.20	-1.90	231.94	229.28	2.66	247.24	218.40	268.82
TOTAL	206.38	208.03	-1.65	224.98	223.52	1.46	230.76	214.68	262.33

SOURCE: PARCON INDIA PVT LTD



UPCOMING AUCTION DETAILS

Auction No.	49		48	
Dates	13 th / 14 th December 2022		05 th / 06 th December 2022	
	No. of Lots	Qty – kg	No. of Lots	Qty – kg
Ex-Estate	588	658,721	547	605,881
Main Sale Total	9,556	4,516,637	9,339	4,339,979
High & Medium	1,296	569,541	1,195	523,330
Low Grown – Leafy	1,808	699,343	1,797	676,732
Low Grown – Semi Leafy	1,423	617,911	1,397	597,084
Low Grown Tippy	2,070	1,064,487	1,932	979,072
Premium / Flowery	384	63,610	365	61,232
Off Grades	2,140	1,084,711	2,219	1,097,683
Dust	435	417,034	434	404,846
Grand Total	10,144	5,175,358	9,886	4,945,860
Reprints	586	298,101	478	235,579
Total No. of Lots on Offer	10,144		9,886	
Total Quantity on Offer (kg)	5,175,358		4,945,860	



SCHEDULED CLOSING DATES

Auction No.	Date of Sale	Ex-Estate	Main Sale
50	19 th / 20 th December 2022	01/12/2022	01/12/2022
01	03 rd / 04 th January 2023	08/12/2022	08/12/2022
02	10 th / 11 th January 2023	15/12/2022	15/12/2022

PROMPT DATES

Auction No.	Buyers	Sellers
48	12/12/2022	13/12/2022
49	20/12/2022	21/12/2022
50	27/12/2022	28/12/2022



ORDER OF SALE (SALE NO. 48 – 05TH / 06TH DECEMBER 2022)

Main Sale Order – 1 (Leafy / Semi Leafy / Tippy / Premium / 1A)	Main Sale Order – 2 (H & M / Off Grade / Dust)	Ex-Estate
FORBES & WALKER TEA BROKERS (PVT) LTD	FORBES & WALKER TEA BROKERS (PVT) LTD	MERCANTILE PRODUCE BROKERS (PVT) LTD
BARTLEET PRODUCE MARKETING (PVT) LTD	BARTLEET PRODUCE MARKETING (PVT) LTD	CEYLON TEA BROKERS PLC
MERCANTILE PRODUCE BROKERS (PVT) LTD	LANKA COMMODITY BROKERS LTD	LANKA COMMODITY BROKERS LTD
LANKA COMMODITY BROKERS LTD	CEYLON TEA BROKERS PLC	BARTLEET PRODUCE MARKETING (PVT) LTD
EASTERN BROKERS. LTD.	EASTERN BROKERS. LTD.	EASTERN BROKERS. LTD.
JOHN KEELLS PLC	JOHN KEELLS PLC	FORBES & WALKER TEA BROKERS (PVT) LTD
ASIA SIYAKA COMMODITIES PLC.	ASIA SIYAKA COMMODITIES PLC.	ASIA SIYAKA COMMODITIES PLC.
CEYLON TEA BROKERS PLC	MERCANTILE PRODUCE BROKERS (PVT) LTD	JOHN KEELLS PLC

[DB : HR / SG]



TEA SALE ARRANGEMENTS



COLOMBO TEA TRADERS' ASSOCIATION

C/o. THE CEYLON CHAMBER OF COMMERCE, P.O.Box 274, No. 50, NAVAM MAWATHA, COLOMBO 02.

Telephone: 5588849; Facsimile: 2449352; E-Mail ; hemaratne@chamber.lk

CIRCULAR NO. 38 OF 2022

NOVEMBER 08,2022

TEA SALE ARRANGEMENTS FOR 01ST QUARTER 2023 – JANUARY / FEBRUARY / MARCH

Sale No.	Date of Sale		Catalogue Closing Dates		Prompt Dates		10% Payment	E-Platform Levy Prompt Dates	
			Ex-Estate	Main Sale	Buyers	Sellers		Buyers	Sellers
JANUARY									
1	Tue/Wed	03 rd / 04 th	08/12/2022 4.30 pm		10/01/2023	11/01/2023	09/01/2023	10/01/2023	11/01/2023
2	Tue/Wed	10 th / 11 th	15/12/2022 4.30 pm		17/01/2023	18/01/2023	13/01/2023	17/01/2023	19/01/2023
3	Tue/Wed	17 th / 18 th	22/12/2022 4.30 pm		24/01/2023	25/01/2023	20/01/2023	24/01/2023	26/01/2023
4	Tue/Wed	24 th / 25 th	05/01/2023 4.30 pm		31/01/2023	01/02/2023	27/01/2023	31/01/2023	02/02/2023
5	Mon/Tue	30 th / 31 st	12/01/2023 4.30 pm		06/02/2023	07/02/2023	03/02/2023	06/02/2023	08/02/2023



TEA SALE ARRANGEMENTS – Continued,

Sale No.	Date of Sale		Catalogue Closing Dates		Prompt Dates		10% Payment	E-Platform Levy Prompt Dates	
			Ex-Estate	Main Sale	Buyers	Sellers		Buyers	Sellers
FEBRUARY									
6	Tue/Wed	07 th / 08 th	19/01/2023 4.30 pm		14/02/2023	15/02/2023	10/02/2023	14/02/2023	16/02/2023
7	Tue/Wed	14 th / 15 th	26/01/2023 4.30 pm		21/02/2023	22/02/2023	17/02/2023	21/02/2023	23/02/2023
8	Tue/Wed	21 st / 22 nd	02/02/2023 4.30 pm		28/02/2023	01/03/2023	24/02/2023	28/02/2023	02/03/2023
9	Tue/Wed	28 th Feb. / 01 st March	09/02/2023 4.30 pm		07/03/2023	08/03/2023	03/03/2023	07/03/2023	09/03/2023
MARCH									
10	Tue/Wed	07 th / 08 th	16/02/2023 4.30 pm		14/03/2023	15/03/2023	10/03/2023	14/03/2023	16/03/2023
11	Tue/Wed	14 th / 15 th	23/02/2023 4.30 pm		21/03/2023	22/03/2023	17/03/2023	21/03/2023	23/03/2023
12	Tue/Wed	21 st / 22 nd	02/03/2023 4.30 pm		28/03/2023	29/03/2023	24/03/2023	28/03/2023	30/03/2023
13	Tue/Wed	28 th / 29 th	09/03/2023 4.30 pm		04/04/2023	06/04/2023	31/03/2023	04/04/2023	10/04/2023





TEA SALE ARRANGEMENTS – Continued,

HOLIDAYS FOR 01 ST QUARTER OF 2023		
JANUARY		
06 th	Friday	Duruthu Full Moon Poya Day
15 th	Sunday	Tamil Thai Pongal Day
16 th	Monday	Additional holiday in lieu of Tamil Thai Pongal Day falling on Sunday
FEBRUARY		
03 rd	Friday	Additional half holiday in lieu of Independence Day falling on Saturday
04 th	Saturday	National Day
05 th	Sunday	Nawam Full Moon Poya Day
18 th	Saturday	Mahasivarathri Day
MARCH		
06 th	Monday	Medin Full Moon Poya Day

**THE OFFICE OF THE CTTA
THE COLOMBO TEA TRADERS' ASSOCIATION**



HOLIDAY NOTICE



We wish to inform all our valued Clients that our Head Office, Sample Room and Stores will be closed for business on the following day.

07th December 2022

Wednesday

Unduvap Full Moon Poya Day.





“ Selfishness is not living your life as you wish to live it.
Selfishness is wanting others to live their lives as you
wish them to – *Oscar Wilde* ”