



# TEA MARKET REPORT

## JOHN KEELLS PLC

**SALE NO.48 – 05<sup>TH</sup> / 06<sup>TH</sup> DECEMBER 2022**

# ORDER OF SALE (SALE NO. 48 – 05<sup>TH</sup> / 06<sup>TH</sup> DECEMBER 2022)

Main Sale Order – 1 (Leafy / Semi Leafy / Tippy / Premium / 1A)	Main Sale Order – 2 (H & M / Off Grade / Dust)	Ex-Estate
FORBES & WALKER TEA BROKERS (PVT) LTD	FORBES & WALKER TEA BROKERS (PVT) LTD	MERCANTILE PRODUCE BROKERS (PVT) LTD
BARTLEET PRODUCE MARKETING (PVT) LTD	BARTLEET PRODUCE MARKETING (PVT) LTD	CEYLON TEA BROKERS PLC
MERCANTILE PRODUCE BROKERS (PVT) LTD	LANKA COMMODITY BROKERS LTD	LANKA COMMODITY BROKERS LTD
LANKA COMMODITY BROKERS LTD	CEYLON TEA BROKERS PLC	BARTLEET PRODUCE MARKETING (PVT) LTD
EASTERN BROKERS. LTD.	EASTERN BROKERS. LTD.	EASTERN BROKERS. LTD.
<b>JOHN KEELLS PLC</b>	<b>JOHN KEELLS PLC</b>	FORBES & WALKER TEA BROKERS (PVT) LTD
ASIA SIYAKA COMMODITIES PLC.	ASIA SIYAKA COMMODITIES PLC.	ASIA SIYAKA COMMODITIES PLC.
CEYLON TEA BROKERS PLC	MERCANTILE PRODUCE BROKERS (PVT) LTD	<b>JOHN KEELLS PLC</b>



## AUCTION DETAILS

Auction No.	48	
Dates	05 <sup>th</sup> / 06 <sup>th</sup> December 2022	
	No. of Lots	Qty – kg
Ex Estate	547	605,881
Main Sale Total	9,339	4,339,979
High & Medium	1,195	523,330
Low Grown - Leafy	1,797	676,732
Low Grown - Semi Leafy	1,397	597,084
Low Grown Tippy	1,932	979,072
Premium / Flowery	365	61,232
Off Grades	2,219	1,097,683
Dust	434	404,846
Grand Total	9,886	4,945,860
Reprints	478	235,579
Total No. of Lots Offered	9,886	
Total Quantity Offered (kg)	4,945,860	

## PROMPT DATES

Auction No.	Buyers	Sellers
48	12/12/2022	13/12/2022



# COMMENTS



The Auction averages for the month of November 2022 recorded at Rs.1,383.05, is an increase of Rs.737.10 in comparison to November 2021, which was at Rs.645.95. When analyzing the respective elevations, the High Grown recorded an average of Rs.1,340.75 which is a positive variance of Rs.728.92 in comparison to Rs.611.83 in November 2021. Medium Grown too recorded a positive variance of Rs.597.71 with an average of Rs.1,177.49 when compared to Rs.579.78 in November 2021. Similarly, a positive variance of Rs.774.04 was also recorded in the Low Grown with an average of Rs.1,448.15 in comparison to Rs.674.11 in November 2021.

The 0.60Mkg of Ex estate teas on offer met with good demand. Select Best Western High Grown BOPs were firm following quality, the below best and plainer varieties were firm to a little irregular at times. Select Best Western High Grown BOPFs were firm on last levels, the below best and plainer varieties were tending irregular. Nuwara Eliya BOPs were barely steady, the BOPFs were irregular following quality. Uda Pussellawa BOPs were irregularly easier, the BOPFs too declined substantially at times. UVA BOPs were easier, the BOPFs followed a similar trend. The Low grown CTC BP1s were barely steady, the High and Medium sorts were tending irregular. Low Grown CTC PF1s were firm to a little irregular at times, the High and medium sorts too followed a similar trend.

The 2.4Mkg of Low Grown teas which were on offer met with good demand. In the Leafy segment, OPs were firm, OPAs appreciated a few rupees. Select best OP1s were firm, others were dearer. In the Semi Leafy segment, Select best BOP1s were dearer, other BOP1s were firm, Pekoe varieties were firm on last levels. Pekoe1s gained on quality. In the Small Leaf segment, FBOPs were firm. FBOPF varieties continued to attract good demand. Select best FBOPF1s were firm others were irregular. BOPF.SP, BOPF, BOP.SP and BOPs too met with fair demand. Best Premium Flowery teas were firm, others met with irregular demand.

Turkey, Russia, Iran and the C.I.S countries lent fair support. Libya and Iraq were active.



## MARKET DESCRIPTION

### Western Teas

Select best BOPs were firm on last levels, below best and plainer varieties were tending irregular. Select best BOPFs too were firm, the below best and plainer varieties were firm to Rs.50/- to Rs.100/- easier at times. Medium BOPs were firm, BOPFs too followed a similar trend.

### Nuwara Eliya Teas

BOPs were irregular, the BOPFs too were irregular following quality.

### Uva Teas

Uva BOPs were easier by Rs.50/-, the BOPFs too followed a similar trend. Uda Pussellawa BOPs were irregularly easier by Rs.50/- to Rs.100/-, the BOPFs too declined by Rs.50/- to Rs.100/- and more following quality.

### CTC Teas

Low Grown BP1s were barely steady, the High and Medium types too were irregular. Low Grown PF1s were irregular following quality, the High and Medium types were firm to irregularly lower at times.

## QUOTATIONS

	BOP – RS.	BOPF – RS.
Good Westerns	1650 – 1750	1650 – 1900
Average Westerns	1450 – 1600	1500 – 1600
Plainer Westerns	1320 – 1440	1400 – 1480
Western Mediums	1000 – 2200	900 – 1180
Uva Teas	1200 – 1500	1220 – 1600
Nuwara Eliya Teas	1320 – 1460	1460
Uda Pussellawa Teas	1160 – 1460	1100 – 1440
CTC (BP1 and PF1)	790 - 1300	800 - 2000





# MARKET DESCRIPTION

## Low Grown

Select best OP1s were firm on last levels, best types were irregular, below best types along with the secondaries met with good demand. Well-made OPs were fully firm and occasionally dearer, secondaries too were mostly firm. Select best and best OPAs maintained last levels, secondaries were firm to irregularly dearer by Rs.30/- to Rs.50/-. In the Semi Leafy segment, well-made BOP1s met with good demand, bolder types sold at last levels. Shotty Pekoes along with heavy bold Pekoe invoices were mostly firm, secondaries met with fair demand. Shotty Pekoe1s were irregular, below best types however were firm on last levels.

Select best and best BOPs were firm, below best types were irregularly lower to last, secondary types were dearer by Rs.20/- to Rs.30/-. Select best BOP.SP.s were easier by Rs.40/- to Rs.50/-, others were firm. BOPF.SP.s met with fair demand. BOPFs followed a similar trend. Select best FBOPF1s were firm on last week's closing levels, best and below best FBOPF1s were firm to easier by Rs.20/- to Rs.30/-, secondaries were dearer by Rs.20/- to Rs.30/-. Well-made FBOPs in the select best category were firm, best and below best types too were firm, secondaries were dearer by Rs.20/- to Rs.30/-. FBOPF varieties met with good demand. Select best very tippy Premium Flowery teas met with good demand, others were irregularly lower to last.

## Off Grades

Select best and best FGS1s declined by Rs.10/- to Rs.20/-, below best and poorer types were firm. Select best BMs showed an irregular demand, below best and poorer types were firm. All BPs were firm. Select best and best BOP1AS were lower by Rs.50/- to Rs.80/- and more at times, below best and poorer sorts maintained on last levels.

## Dust

Select best and best Dust1s appreciated Rs.10/- to Rs.15/- and more at times as the sale progressed, below best types were firm to dearer by Rs.10/- to Rs.15/-, poorer sorts appreciated Rs.10/- to Rs.15/-. High and Medium CTCs depreciated Rs.10/- to Rs.15/-. Low Grown CTCs met with fair demand and sold at last levels. Low Grown Dust/ Dust1s were lower by Rs.10/- to Rs.15/-.



# QUOTATIONS

	Select Best	Best	Below Best	Others
<b>LIQUORING</b>				
DUST-1	1650.00 - 1800.00	1600.00 - 1640.00	1500.00 - 1590.00	1400.00 - 1490.00
<b>OFF GRADES</b>				
FGS1	1360.00 - 1440.00	1300.00 - 1350.00	900.00 - 1290.00	530.00 - 890.00
FGS	880.00 - 1060.00	780.00 - 870.00	640.00 - 770.00	420.00 - 630.00
<b>LOW GROWNS</b>				
FBOPF / FFSP / FFEXSP	4000.00 - 9200.00	3000.00 - 3800.00	2000.00 - 2800.00	1000.00 - 1900.00
BOP	2100.00 - 2450.00	1500.00 - 2000.00	1100.00 - 1400.00	850.00 - 1050.00
BOPSP	1900.00 - 2150.00	1500.00 - 1800.00	1100.00 - 1400.00	850.00 - 1050.00
BOPF	1800.00 - 2500.00	1300.00 - 1700.00	900.00 - 1200.00	700.00 - 820.00
FBOPF1	2100.00 - 2600.00	1700.00 - 2050.00	1400.00 - 1600.00	800.00 - 1350.00
FBOP	2200.00 - 2850.0	1700.00 - 2150.00	1400.00 - 1700.00	900.00 - 1200.00
BOP1	2500.00 - 3350.00	1950.00 - 2400.00	1650.00 - 1850.00	1500.00 - 1600.00
OP1	2350.00 - 3250.00	2000.00 - 2250.00	1800.00 - 1950.00	1300.00 - 1550.00
OP	1800.00 - 2200.00	1650.00 - 1750.00	1550.00 - 1650.00	1100.00 - 1400.00
OPA	1800.00 - 2300.00	1600.00 - 1750.00	1350.00 - 1500.00	800.00 - 1200.00
PEKOE	1900.00 - 2700.00	1700.00 - 1850.00	1450.00 - 1650.00	1100.00 - 1300.00
PEKOE1	2200.00 - 2600.00	1850.00 - 2150.00	1600.00 - 1800.00	1000.00 - 1400.00
DUST / DUST1	1000.00 - 1260.00	900.00 - 980.00	800.00 - 890.00	700.00 - 790.00



- **Top Prices**
- **Colombo Auction Averages**
- **National Elevational Averages**
- **All Brokers Private Sale Figures**



# TOP PRICES (SALE NO. 48 – 05<sup>TH</sup> / 06<sup>TH</sup> DECEMBER 2022)



WESTERN HIGH			
BOP		Wattegodde	1750.00
		Great Western	1750.00
BOPSP		Queensberry	2050.00
BOPF/BOPFSP		Somerset	1900.00
FBOP/FBOP1		Queensberry	1950.00
FBOPF/FBOPF1		Inverness	1900.00
		Frotoft Super	1900.00
		Queensberry	1900.00
BOP1	*	<b>Venture</b>	<b>2200.00</b>
OP/OPA	*	<b>St Andrews</b>	<b>1700.00</b>
OP1	*	<b>Venture</b>	<b>1800.00</b>
PEKOE/PEKOE1		Frotoft Super	2200.00

WESTERN MEDIUM			
BOP		Craighead	2300.00
BOPSP		Rilagala	1700.00
BOPF/BOPFSP		Craighead	1750.00
FBOP/FBOP1		Doombagastalawa	2900.00
FBOPF/FBOPF1		Dartry Valley	2300.00
BOP1		Dartry Valley	2850.00
OP/OPA		Erin Super	1700.00
OP1		Hatale	2800.00
PEKOE/PEKOE1		Dartry Valley	2350.00

UDA PUSSELLAWA			
BOP	*	<b>Mooloya</b>	<b>1460.00</b>
		Kirklees	1460.00
BOPSP		Luckyland	1300.00
BOPF/BOPFSP		Kirklees	1440.00
FBOP/FBOP1		Alma	2000.00
FBOPF/FBOPF1		Alma	2050.00
BOP1		-	
OP/OPA		Alma	1600.00
		Gordon	1600.00
OP1		Gampaha	1440.00
PEKOE/PEKOE1		Alma	2100.00

UVA HIGH			
BOP	*	<b>Aislaby</b>	<b>1850.00</b>
BOPSP		Ranaya	2000.00
BOPF/BOPFSP		Uva Highlands	1900.00
FBOP/FBOP1		Mount Uva	2100.00
		Ranaya	2100.00
FBOPF/FBOPF1		Ranaya	2200.00
BOP1		Spring Valley	1850.00
OP/OPA	*	<b>Ellathota Uva</b>	<b>1800.00</b>
OP1		Glenanore	1950.00
PEKOE/PEKOE1		Ranaya	2250.00

UVA MEDIUM			
BOP		Dickwella	2000.00
BOPSP	*	<b>Halpewatte Uva</b>	<b>2000.00</b>
		Sarnia Plaiderie	2000.00
BOPF/BOPFSP		Dickwella	1950.00
FBOP/FBOP1		Sarnia Plaiderie	2300.00
FBOPF/FBOPF1		Maratenne	2100.00
		Dickwella	2100.00
BOP1		Maratenne	2750.00
OP/OPA		Dickwella	1750.00
OP1		Tinioya	2250.00
PEKOE/PEKOE1		Dickwella	2300.00

CTC HIGH			
PF1		Dunsinane CTC	1300.00
BP1	*	<b>Dunsinane CTC</b>	<b>1300.00</b>
BPS		-	
OF		-	

CTC MEDIUM			
PF1	*	<b>Delta CTC</b>	<b>1380.00</b>
BP1	*	<b>Delta CTC</b>	<b>1240.00</b>
BPS	*	<b>Donside CTC</b>	<b>1020.00</b>
OF		-	

NUWARA ELIYA			
BOP		Court Lodge	1460.00
BOPSP		Mahagastotte	1400.00
BOPF/BOPFSP		Court Lodge	1460.00
		Kenmare	1460.00
FBOP/FBOP1		Court Lodge	1800.00
OP/OPA		Court Lodge	1380.00
PEKOE/PEKOE1		Court Lodge	1700.00

CTC LOW			
PF1	*	<b>Hingalgoda CTC</b>	<b>2000.00</b>
BP1		Ceciliyan CTC	1160.00
BPS		Canora CTC	890.00
OF		-	



# TOP PRICES (SALE NO. 48 – 05<sup>TH</sup> / 06<sup>TH</sup> DECEMBER 2022)



LOW			
BOP		New Vithanakande	2450.00
	*	<b>Ceciliyan</b>	<b>2400.00</b>
BOPSP		Suduwelipothahena Super	2150.00
		Kiruwanaganga	2150.00
		Kdu Super	2150.00
	*	<b>Ceciliyan</b>	<b>2100.00</b>
BOPF		Brombil	2500.00
BOPFSP		Mahaliyadda	2350.00
FBOP		Sithaka	2850.00
		Pothotuwa	2750.00
	*	<b>Arbour Valley</b>	<b>2650.00</b>
FBOP1		Sithaka	2400.00
FBOPF		Nil Kandura	2750.00
FBOPF1	*	<b>Hiniduma S.H.</b>	<b>2600.00</b>
		Co-Op Win	2500.00
	*	<b>Kiruwanaganga</b>	<b>2450.00</b>
BOP1		New Vithanakanda	3350.00
OP1		Pothotuwa	3250.00
OP		A C U Super	2200.00
		Nilrich	2200.00
		Rotumba	2200.00
	*	<b>Arbour Valley</b>	<b>2150.00</b>
OPA		Green Lanka	2300.00
		Liyonta	2300.00
		Navinda	2300.00
		Suwishka	2300.00
PEKOE		Liyonta	2700.00
PEKOE1		Galatara	2600.00

PREMIUM			
FBOPFSP		Andaradeniya	8700.00
FBOPFEXSP		Allen Valley	9200.00
FBOPFEXSP1		Wathurawila	8150.00

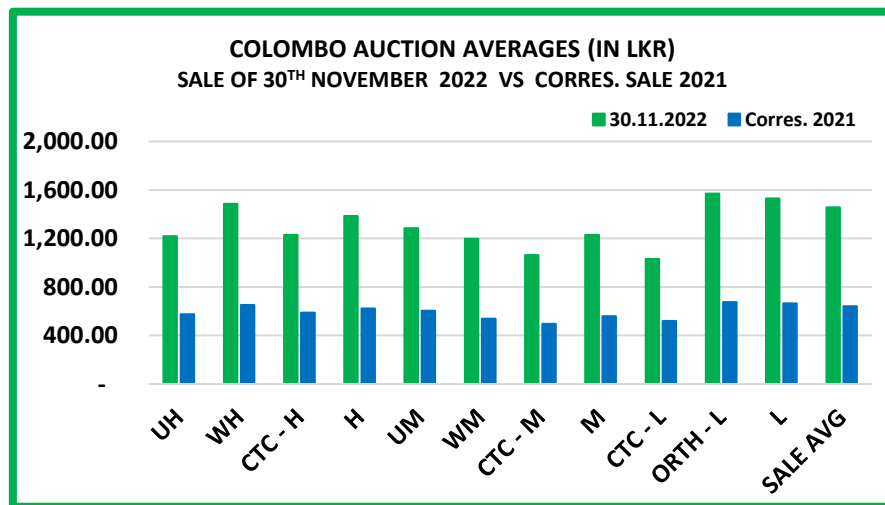
DUST			
DUST1	*	<b>Mattakelle</b>	<b>1800.00</b>
P.DUST	*	<b>Ceciliyan CTC</b>	<b>1850.00</b>

OFF GRADES			
FNGS/FNGS1		Holyrood	1440.00
PFNGS		Kalubowitiyana CTC	1200.00
BM		Wathurawila	1700.00
BP		Chandrika Estate	1750.00
BOP1A		Golden Garden	1800.00
		Chandrika Estate	1800.00

**\*\* MORE THAN ONE TOP PRICE OBTAINED**  
**\* TEAS SOLD BY JOHN KEELLS PLC**  
**+ ALL TIME RECORD PRICE**  
**++ ALL TIME RECORD PRICE EQUALED**

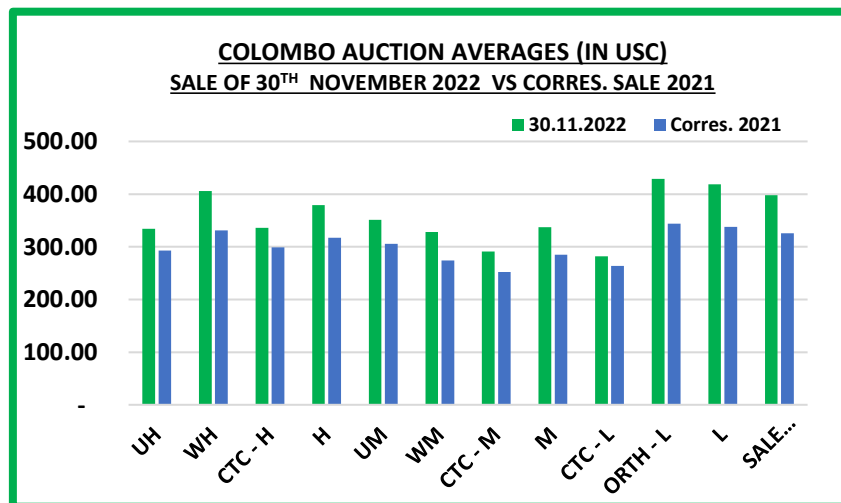


# COLOMBO AUCTION AVERAGES



	Sale of 23/11/2022In LKR	Sale of 30/11/2022 In LKR	Corres. 2021 In LKR
Uva High Grown	1235.06	1219.30	575.75
Western High Grown	1450.81	1484.75	652.04
CTC High Grown	1217.79	1230.22	587.55
<b>Summary of High Grown</b>	<b>1359.22</b>	<b>1386.49</b>	<b>623.77</b>
Uva Medium Grown	1293.96	1284.28	603.02
Western Medium Grown	1173.06	1197.72	539.49
CTC Medium Grown	1108.11	1064.85	495.21
<b>Summary of Medium Grown</b>	<b>1216.83</b>	<b>1230.52</b>	<b>559.85</b>
CTC Low Grown	982.80	1031.41	519.88
Orthodox Low Grown	1533.96	1570.17	676.16
<b>Summary of Low Grown</b>	<b>1496.37</b>	<b>1531.93</b>	<b>665.85</b>
<b>TOTAL SALE AVERAGE</b>	<b>1426.86</b>	<b>1456.15</b>	<b>641.57</b>

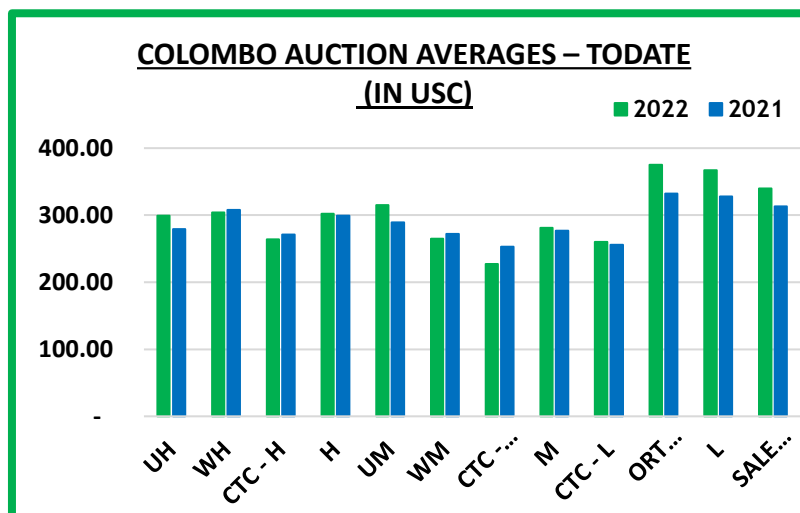
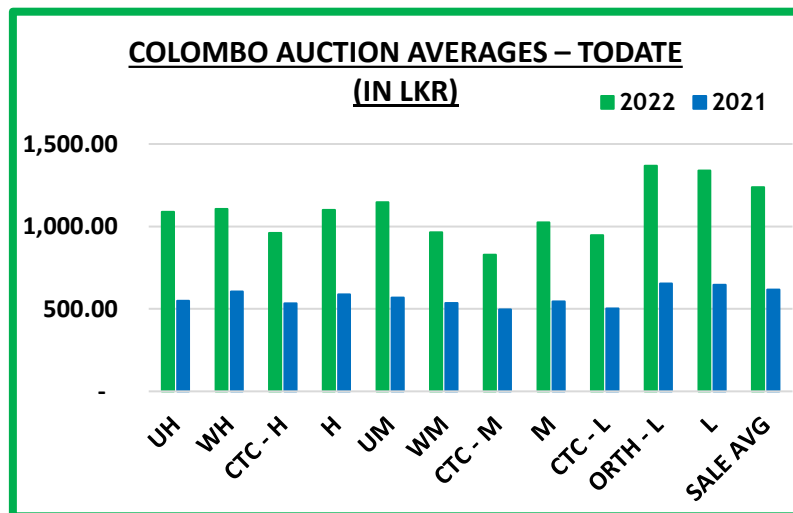
# COLOMBO AUCTION AVERAGES



	Sale of 23/11/2022 In USC	Sale of 30/11/2022 In USC	Corres. 2021 In USC
Uva High Grown	340	334	293
Western High Grown	399	406	331
CTC High Grown	335	336	299
<b>Summary of High Grown</b>	<b>374</b>	<b>379</b>	<b>317</b>
Uva Medium Grown	356	351	306
Western Medium Grown	323	328	274
CTC Medium Grown	305	291	252
<b>Summary of Medium Grown</b>	<b>335</b>	<b>337</b>	<b>285</b>
CTC Low Grown	270	282	264
Orthodox Low Grown	422	429	344
<b>Summary of Low Grown</b>	<b>412</b>	<b>419</b>	<b>338</b>
<b>TOTAL SALE AVERAGE</b>	<b>392</b>	<b>398</b>	<b>326</b>



# COLOMBO AUCTION AVERAGES



January to Date (Sale No.47)	2022 LKR	2021 LKR	2022 USC	2021 USC
Uva High Grown	1087.94	549.55	299	279
Western High Grown	1105.72	605.34	304	308
CTC High Grown	959.59	534.02	264	271
<b>Summary of High Grown</b>	<b>1099.56</b>	<b>587.89</b>	<b>302</b>	<b>299</b>
Uva Medium Grown	1146.70	567.81	315	289
Western Medium Grown	965.32	535.10	265	272
CTC Medium Grown	828.15	497.43	227	253
<b>Summary of Medium Grown</b>	<b>1024.27</b>	<b>545.26</b>	<b>281</b>	<b>277</b>
CTC Low Grown	947.60	503.61	260	256
Orthodox Low Grown	1366.96	654.14	375	332
<b>Summary of Low Grown</b>	<b>1338.05</b>	<b>645.74</b>	<b>367</b>	<b>328</b>
<b>TOTAL SALE AVERAGE</b>	<b>1236.91</b>	<b>616.72</b>	<b>340</b>	<b>313</b>



# COLOMBO AUCTION AVERAGES

FROM 01 <sup>ST</sup> TO 30 <sup>TH</sup> NOVEMBER 2022	LKR
Uva High Grown	1205.69
Western High Grown	1463.47
<b>Summary of High Grown</b>	<b>1362.97</b>
Uva Medium Grown	1240.35
Western Medium Grown	1129.30
<b>Summary of Medium Grown</b>	<b>1169.05</b>
<b>Summary of Low Grown</b>	<b>1449.69</b>
<b>TOTAL SALE AVERAGE</b>	<b>1388.02</b>



# NATIONAL ELEVATIONAL AVERAGES

## NATIONAL ELEVATIONAL AVERAGES – NOVEMBER 2022

Elevation	MONTH		TODATE	
	QUANTITY - KG	AVERAGE - RS. / KG	QUANTITY - KG	AVERAGE - RS. / KG
<b>ORTHODOX</b>				
UVA-HIGH	1,462,530	1,213.69	15,584,629	1,085.61
WESTERN-HIGH	2,106,198	1,501.50	27,125,427	1,127.75
UVA-MEDIUM	1,238,114	1,229.18	12,697,916	1,131.20
WESTERN-MEDIUM	1,578,870	1,161.33	18,964,237	1,014.92
LOW	12,747,660	1,501.42	130,263,180	1,369.07
<b>TOTAL</b>	<b>19,133,371</b>	<b>1,433.75</b>	<b>204,635,388</b>	<b>1,267.91</b>
<b>CTC</b>				
UVA-HIGH	133,457	1,163.91	1,051,196	1,047.21
WESTERN-HIGH	314,820	1,203.06	3,203,135	959.29
WESTERN-MEDIUM	610,374	1,042.72	6,634,423	823.20
LOW	1,285,476	966.75	12,240,268	933.21
<b>TOTAL</b>	<b>2,344,127</b>	<b>1,029.49</b>	<b>23,129,022</b>	<b>910.45</b>
<b>OTH/CTC</b>				
UVA-HIGH	1,595,987	1,209.53	16,635,825	1,083.18
WESTERN-HIGH	2,421,018	1,462.69	30,328,562	1,109.96
UVA-MEDIUM	1,238,114	1,229.18	12,697,916	1,131.20
WESTERN-MEDIUM	2,189,244	1,128.26	25,598,660	965.23
LOW	14,033,136	1,452.45	142,503,448	1,331.63
<b>TOTAL</b>	<b>21,477,498</b>	<b>1,389.64</b>	<b>227,764,410</b>	<b>1,231.61</b>
<b>GREEN</b>				
UVA-HIGH	36,938	1,255.00	518,372	857.02
WESTERN-HIGH	49,965	1,605.20	462,503	1,114.64
UVA-MEDIUM	31,501	2,042.18	283,852	1,296.77
WESTERN-MEDIUM	40,157	1,478.35	367,305	1,074.08
LOW	0	0.00	2	3,000.00
<b>TOTAL</b>	<b>158,561</b>	<b>1,578.31</b>	<b>1,632,034</b>	<b>1,055.36</b>



# NATIONAL ELEVATIONAL AVERAGES – Continued;

<b>ORGANIC TEAS</b>				
UVA-HIGH	49,078	1,758.73	227,180	1,317.96
WESTERN-HIGH	5,606	1,419.24	66,600	1,092.64
UVA-MEDIUM	0	0.00	117,140	1,016.78
WESTERN-MEDIUM	33,303	1,988.14	198,338	1,419.44
LOW	11,421	3,490.28	70,367	2,914.87
<b>TOTAL</b>	<b>99,408</b>	<b>2,015.38</b>	<b>679,624</b>	<b>1,438.92</b>
<b>SPECIAL TEA</b>				
UVA-HIGH	38	12,539.47	439	14,989.78
WESTERN-HIGH	490	8,835.04	69,951	3,013.59
UVA-MEDIUM	21	19,452.38	146	15,786.94
WESTERN-MEDIUM	2,593	1,540.33	87,304	1,188.30
LOW	675	6,207.62	2,697	9,764.91
<b>TOTAL</b>	<b>3,816</b>	<b>3,509.24</b>	<b>160,536</b>	<b>2,178.70</b>
<b>BLACK TEA SALES FROM REFUSE TEA PROCESSING CENTRES</b>				
UVA-HIGH	90,405	688.57	908,523	586.98
WESTERN-HIGH	124,739	844.45	1,670,078	661.25
UVA-MEDIUM	18,750	750.93	172,047	637.95
WESTERN-MEDIUM	31,190	668.48	385,250	615.03
LOW	114,680	691.03	1,049,920	624.44
<b>TOTAL</b>	<b>379,764</b>	<b>741.94</b>	<b>4,185,818</b>	<b>630.69</b>
<b>COMPOSITE NATIONAL AVERAGES</b>				
HIGH GROWN	4,374,263	1,340.75	50,888,032	1,078.25
MEDIUM GROWN	3,584,873	1,177.49	39,907,957	1,019.56
LOW GROWN	14,159,912	1,448.15	143,626,433	1,327.39
<b>ALL TEA AVERAGE</b>	<b>22,119,047</b>	<b>1,383.05</b>	<b>234,422,422</b>	<b>1,220.90</b>



# ALL BROKERS PRIVATE SALE FIGURES (FOR THE PERIOD –28<sup>TH</sup> NOVEMBER TO 03<sup>RD</sup> DECEMBER 2022)

	WEEKLY	TODATE
High & Medium	40,381.00	1,943,852.40
Low	3,040.00	334,815.95
Green Tea	32,500.00	1,348,794.30
Organic Tea	6,547.00	433,487.43
BMF	62,734.00	5,582,236.00
Direct Sales	-	-
Forward Contract	63,210.00	1,827,860.00





- **Crop and Weather**
- **Crop Figures**
- **Tea News**

## CROP AND WEATHER - FOR THE PERIOD OF – 28<sup>TH</sup> NOVEMBER TO 04<sup>TH</sup> DECEMBER 2022



### Western

Bright mornings with evening showers were experienced throughout the week in Dickoya, Agarapatana and Bogowantalawa.



### Nuwara Eliya

Bright weather with occasional showers were reported throughout the day in Nuwara Eliya and Kandapola districts.



### Uva

Dull mornings with evening showers were recorded in Badulla and Lunugala whilst, bright weather was reported throughout the day in Haputale.



### Low Grown

Rainy weather conditions were experienced at the beginning of the week in the Deniyaya district whilst, bright weather conditions prevailed thereafter. Dull mornings with evening showers were recorded throughout the week in Rathnapura and Galle districts.



### Crop

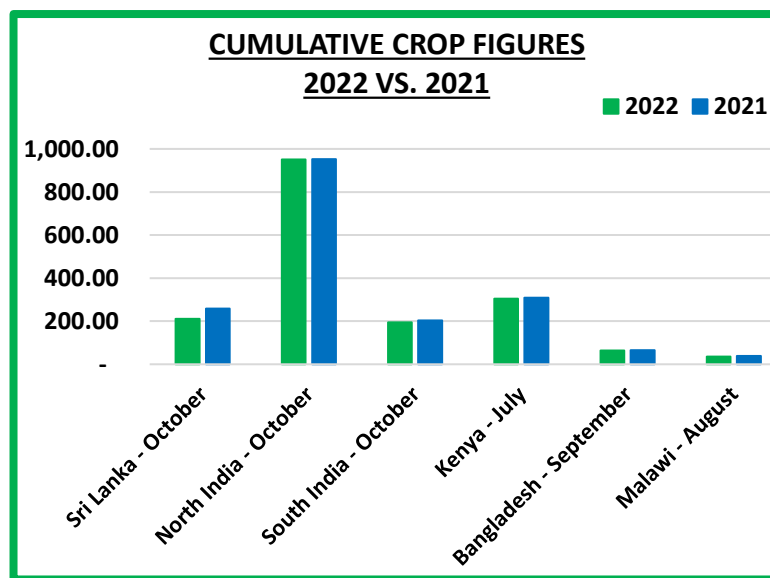
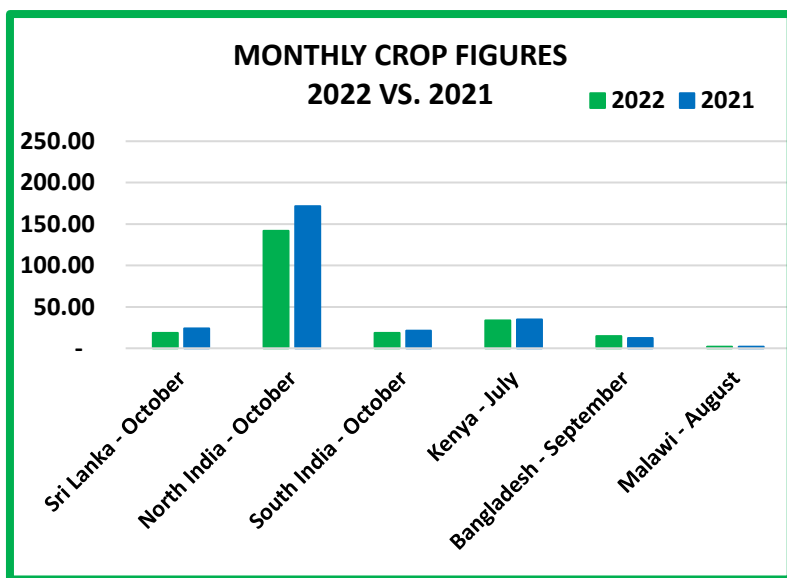
Crop intakes are moderate to low.



# CROP FIGURES OF MAJOR PRODUCING & EXPORTING COUNTRIES

Country	Month	2022	2021	Cumulative + Inc. / Dec.	Cumulative	2022	2021	Cumulative + Inc. / Dec.
Sri Lanka	October	18.75	24.17	- 5.42	Upto October	211.38	258.90	- 47.52
North India	October	141.95(E)	171.60	+ 29.65	Upto October	950.86(E)	953.07	- 2.21
South India	October	18.72(E)	21.39	- 2.67	Upto October	194.48(E)	203.29	-8.81
Kenya	July	33.85	34.73	+ 0.88	Upto July	304.21	308.80	- 4.59
Bangladesh	September	14.74	12.61	+ 2.03	Upto September	63.83	64.76	- 0.93
Malawi	August	1.99	2.09	- 0.10	Upto August	35.70	38.40	- 2.70

(E) - Estimated



# TEA NEWS AROUND THE GLOBE



## CHITTAGONG MARKET

SALE NO.31 – 05<sup>TH</sup> DECEMBER 2022

**CTC LEAF:** 58,929 packages of Current Season teas on offer met with a fairly good demand at easier rates.

**BROKENS:** A few best Brokens on offer were well supported but were slightly easier following quality. Good and Medium varieties saw fair demand but prices eased. There was also some withdrawals. Plain types met with only a little demand and prices declined by about Tk.5/- to Tk.7/- with several withdrawals. BLF teas followed a similar trend as of last week with a little less withdrawals.

**FANNINGS:** Best Fannings once again attracted good demand but prices were easier upto Tk.5/- and more. Good types followed a similar trend whilst Mediums saw fair interest and were about steady. However, there were some withdrawals. Plain types saw only some interest from buyers and rates declined with more withdrawals. BLF teas followed a similar trend as of last week with a little less withdrawals.

**CTC DUST:** 13,111 packages of Current Season teas on offer met with fair demand. Good liquoring teas sold well at easier prices. Mediums sold fairly well and were fully firm on last. Plain and BLF Dusts were an easier market and saw fair withdrawals. Blenders were very active whilst Loose tea buyers were selective.

**COMMENTS:** Blenders operated in usual strength although at slightly lower levels. Loose tea buyers were much less active and operated selectively. As a result of which there was less competition with lowering of rates. There was more withdrawals this week.

Dusts met with fair demand with some withdrawals.

**Our catalogue: (Sale 31) Avg: Tk 214.26, Sold 73.6% & (Sale 30) Avg: Tk 217.38, sold 80.1%.**

### Quotations – This Week – (In Taka)

Brokens	This Week	Last Week	Fannings	This week	Last Week	Dust	This week	Last Week
Large	215-225 nom	215-230 nom	Best	240-255	245-265	PD	195-265	180-276
Medium	205-220	210-225	Good	220-235	225-240	RD	130-374	130-390
Small	215-225	215-230	Medium	205-215	210-220	D	166-365	162-370
Plain	180-190	180-190	Plain	180-190	180-190	CD	195-340	172-360
BLF	130-150	135-145	BLF	130-150	135-145	BLF	127-220	130-205

Exchange Rates 05<sup>th</sup> December, 2022 Sterling Pound: Tk. 124.6088, dollar: Tk. 101.0000

SOURCE : NATIONAL BROKERS LTD



## SILIGURI MARKET

SALE NO.48 – SALE OF 02<sup>ND</sup> DECEMBER 2022

### 1. MARKET DESCRIPTION :

- Demand – Fair for leaf and good for Dust.
- Some improved sorts were well competed for, often at dearer rates. The remainder were irregular around last.
- The Dust category saw an improved demand, however, at irregular and easier rates.
- Percentage of teas selling bellow Rs.140/- decreased.
- All sections operated.

### 2. TOTAL AUCTION WEIGHTED AVERAGE ( ₹ )

	2022-23			2021-22			UPTO SALE - 48		
	SALE - 48	SALE - 47	+/-	SALE - 48	SALE - 47	+/-	2022-23	2021-22	2020-21
CTC	169.78	167.09	2.69	170.17	171.06	-0.89	185.01	183.53	221.25
DUST	169.59	174.60	-5.01	163.13	166.13	-3.00	180.95	171.26	213.36
TOTAL	169.76	167.84	1.93	169.49	170.53	-1.04	184.55	182.12	220.28

## GUWAHATI MARKET

SALE NO. 48 – SALE OF 02<sup>ND</sup> DECEMBER 2022

### 1. Market description :

- Subdued demand in leaf but fair for Dust.
- Levels for all sorts eased in line with quality.
- Plainer bolder broken along with browner teas faced high withdrawals.
- Major blenders operated with fair support from internal section.
- Western India buyers operated selectively on liquoring teas.
- Exporters operated at lower levels on the bolder broken grades.

### 2. TOTAL AUCTION WEIGHTED AVERAGE ( ₹ )

	2022-23			2021-22			UPTO SALE - 48		
	SALE - 48	SALE - 47	+/-	SALE - 48	SALE - 47	+/-	2022-23	2021-22	2020-21
CTC	172.85	178.99	-6.14	181.41	185.05	-3.64	200.65	188.83	243.04
DUST	184.59	187.92	-3.32	178.61	174.17	4.44	202.20	184.45	251.48
TOTAL	176.23	181.53	-5.30	180.65	182.03	-1.38	201.08	187.54	245.88

SOURCE: PARCON INDIA PVT LTD





# TEA NEWS AROUND THE GLOBE

## KOLKATA ORTHODOX / CTC MARKET

SALE NO.48 – SALE OF 01<sup>ST</sup> DECEMBER 2022

### 1. Market Description :

- Good demand for the clean, well-made sorts which were irregular around last.
- Remainder eased following quality and also saw some withdrawals, particularly the stalkier varieties.
- Bolder whole leaf and BPs were readily absorbed.
- Exporters to the Middle East and CIS operated with some enquiry from the internal trade.

	WHOLE LEAF		BROKENS		FANNINGS
	1ST LINE	2ND LINE	LARGER	SMALLER	LEAFY
BEST	400-450+	330-370+	320-350+(N)	310-340+(N)	230-260+
GOOD	340-380	300-330	290-310	280-310	180-220
MEDIUM	300-330	250-290	240-280	220-270	140-180

### 1. Market description :

- Demand- subdued for leaf and fair for dust.
- All sorts eased following drop in quality, barring common sorts from north bengal which were barely steady.
- Dust followed a similar trend however continued to sell higher compared to their corresponding broken grades.
- WI and major blenders operated. Exporters, other packers and internal trade lent fair support.
- HUL was less forceful in the dust segment compared to the week before.

### 2. TOTAL AUCTION WEIGHTED AVERAGE ( ₹ )

	2022-23			2021-22			UPTO SALE - 48		
	SALE - 48	SALE - 47	+/-	SALE - 48	SALE - 47	+/-	2022-23	2021-22	2020-21
CTC	192.15	200.17	-8.03	207.98	222.24	-14.26	222.97	212.93	253.78
DUST	211.78	222.30	-10.52	214.77	231.94	-17.17	245.59	218.21	264.59
TOTAL	198.03	206.38	-8.35	209.80	224.98	-15.17	229.32	214.41	257.08

SOURCE: PARCON INDIA PVT LTD



# UPCOMING AUCTION DETAILS

Auction No.	50		49	
Dates	19 <sup>th</sup> / 20 <sup>th</sup> December 2022		13 <sup>th</sup> / 14 <sup>th</sup> December 2022	
	No. of Lots	Qty – kg	No. of Lots	Qty – kg
Ex-Estate	648	722,877	588	658,721
Main Sale Total	9,327	4,390,304	9,556	4,516,637
High & Medium	1,359	611,894	1,296	569,541
Low Grown – Leafy	1,713	647,691	1,808	699,343
Low Grown – Semi Leafy	1,348	575,929	1,423	617,911
Low Grown Tippy	2,011	1,030,364	2,070	1,064,487
Premium / Flowery	403	65,450	384	63,610
Off Grades	2,018	1,008,390	2,140	1,084,711
Dust	475	450,586	435	417,034
Grand Total	9,975	5,113,181	10,144	5,175,358
Reprints	425	196,080	586	298,101
<b>Total No. of Lots on Offer</b>	<b>9,975</b>		<b>10,144</b>	
<b>Total Quantity on Offer (kg)</b>	<b>5,113,181</b>		<b>5,175,358</b>	



## SCHEDULED CLOSING DATES

Auction No.	Date of Sale	Ex-Estate	Main Sale
01	03 <sup>rd</sup> / 04 <sup>th</sup> January 2023	08/12/2022	08/12/2022
02	10 <sup>th</sup> / 11 <sup>th</sup> January 2023	15/12/2022	15/12/2022
03	17 <sup>th</sup> / 18 <sup>th</sup> January 2023	22/12/2022	22/12/2022

## PROMPT DATES

Auction No.	Buyers	Sellers
49	20/12/2022	21/12/2022
50	27/12/2022	28/12/2022
01	10/01/2023	11/01/2023



## ORDER OF SALE (SALE NO. 49 – 13<sup>TH</sup> / 14<sup>TH</sup> DECEMBER 2022)

Main Sale Order – 1 (Leafy / Semi Leafy / Tippy / Premium / 1A)	Main Sale Order – 2 (H & M / Off Grade / Dust)	Ex-Estate
BARTLEET PRODUCE MARKETING (PVT) LTD	BARTLEET PRODUCE MARKETING (PVT) LTD	CEYLON TEA BROKERS PLC
MERCANTILE PRODUCE BROKERS (PVT) LTD	LANKA COMMODITY BROKERS LTD	LANKA COMMODITY BROKERS LTD
LANKA COMMODITY BROKERS LTD	CEYLON TEA BROKERS PLC	BARTLEET PRODUCE MARKETING (PVT) LTD
EASTERN BROKERS. LTD.	EASTERN BROKERS. LTD.	EASTERN BROKERS. LTD.
<b>JOHN KEELLS PLC</b>	<b>JOHN KEELLS PLC</b>	FORBES & WALKER TEA BROKERS (PVT) LTD
ASIA SIYAKA COMMODITIES PLC.	ASIA SIYAKA COMMODITIES PLC.	ASIA SIYAKA COMMODITIES PLC.
CEYLON TEA BROKERS PLC	MERCANTILE PRODUCE BROKERS (PVT) LTD	<b>JOHN KEELLS PLC</b>
FORBES & WALKER TEA BROKERS (PVT) LTD	FORBES & WALKER TEA BROKERS (PVT) LTD	MERCANTILE PRODUCE BROKERS (PVT) LTD

[ DB : HR / SG ]





“

The best and most beautiful things in the world cannot  
be seen or even touched ~ they must be felt with the  
heart— *Helen Keller*

”