



TEA MARKET REPORT

JOHN KEELLS PLC

SALE NO.49 – 13TH / 14TH DECEMBER 2022

ORDER OF SALE (SALE NO. 49 – 13TH / 14TH DECEMBER 2022)

Main Sale Order – 1 (Leafy / Semi Leafy / Tippy / Premium / 1A)	Main Sale Order – 2 (H & M / Off Grade / Dust)	Ex-Estate
BARTLEET PRODUCE MARKETING (PVT) LTD	BARTLEET PRODUCE MARKETING (PVT) LTD	CEYLON TEA BROKERS PLC
MERCANTILE PRODUCE BROKERS (PVT) LTD	LANKA COMMODITY BROKERS LTD	LANKA COMMODITY BROKERS LTD
LANKA COMMODITY BROKERS LTD	CEYLON TEA BROKERS PLC	BARTLEET PRODUCE MARKETING (PVT) LTD
EASTERN BROKERS. LTD.	EASTERN BROKERS. LTD.	EASTERN BROKERS. LTD.
JOHN KEELLS PLC	JOHN KEELLS PLC	FORBES & WALKER TEA BROKERS (PVT) LTD
ASIA SIYAKA COMMODITIES PLC.	ASIA SIYAKA COMMODITIES PLC.	ASIA SIYAKA COMMODITIES PLC.
CEYLON TEA BROKERS PLC	MERCANTILE PRODUCE BROKERS (PVT) LTD	JOHN KEELLS PLC
FORBES & WALKER TEA BROKERS (PVT) LTD	FORBES & WALKER TEA BROKERS (PVT) LTD	MERCANTILE PRODUCE BROKERS (PVT) LTD



AUCTION DETAILS

Auction No.	49	
Dates	13 th / 14 th December 2022	
	No. of Lots	Qty – kg
Ex Estate	588	658,721
Main Sale Total	9,556	4,516,637
High & Medium	1,296	569,541
Low Grown - Leafy	1,808	699,343
Low Grown - Semi Leafy	1,423	617,911
Low Grown Tippy	2,070	1,064,487
Premium / Flowery	384	63,610
Off Grades	2,140	1,084,711
Dust	435	417,034
Grand Total	10,144	5,175,358
Reprints	586	298,101
Total No. of Lots Offered	10,144	
Total Quantity Offered (kg)	5,175,358	

PROMPT DATES

Auction No.	Buyers	Sellers
49	20/12/2022	21/12/2022



COMMENTS



Sri Lanka Tea Exports for the month of November 2022 was recorded at 19.2Mkg which is a decline of 25.4% when compared with the same period of the previous year. The average unit FOB value per kg. was Rs.1,074.09 above the average unit value per kg of 2021. The cumulative Export quantity for the year recorded a negative variance of 30.9Mkg against the corresponding period. The cumulative average FOB value recorded an increase of Rs.691.06 against last year's average FOB price. As a result, the value of Tea Exports for the period (January- November) in 2022 recorded a positive variance of Rs.131 billion over the previous year. Iraq emerged as the leading importer of Sri Lanka Tea and the other major importers were Russia, U.A.E, Turkey and Iran.

The 0.65Mkg of Ex estate teas on offer met with lower demand. Select Best Western High Grown BOPs were firm, the below best and plainer varieties declined from last levels. Select Best Western High Grown BOPFs were barely steady, the below best and plainer varieties were easier from last week's levels. Nuwara Eliya BOPs were tending irregular, and there were hardly any BOPFs on offer this week. Uda Pussellawa BOPs declined substantially with a number of invoices remaining unsold, the BOPFs too followed a similar trend, with a large volume remaining unsold. UVA BOPs were firm, however the BOPFs declined from last week's levels. The Low grown CTC BP1s were barely steady, the High and Medium sorts were irregularly lower. Low Grown CTC PF1s were irregular following quality, the High and Medium PF1s were mostly easier.

The 2.5Mkg of Low Grown teas which were on offer met with good demand. In the Leafy segment, OPs were dearer, OPAs appreciated a few rupees. OP1s were mostly dearer. In the Semi Leafy segment, Select best BOP1s were firm, other BOP1s were lower, Pekoe varieties were firm. Pekoe1s gained on quality. In the Small Leaf segment, well-made FBOPs were firm, others were irregularly lower. FBOPF varieties continued to attract good demand. FBOPF1s were firm to easier. BOPF.SP, BOPF, BOP.SP and BOPs too met with fair demand. Best Premium Flowery teas were firm, others met with irregular demand.

Turkey, Russia, Iran and the C.I.S countries lent fair support. Libya and Iraq were active.





MARKET DESCRIPTION

Western Teas

Select best BOPs were firm, the below best and plainer varieties mostly declined by Rs.50/- to Rs.100/-. Select best BOPFs were barely steady with the below best and plainer varieties easing by Rs.50/- to Rs.100/- and more. Medium BOPs were irregular, the BOPFs declined by Rs.50/- to Rs.100/- on average.

Nuwara Eliya Teas

BOPs were irregular, there were hardly any BOPFs on offer.

Uva Teas

Uva BOPs were firm, the BOPFs declined by Rs.100/- to Rs.150/-. Uda Pussellawa BOPs declined by Rs.100/- and more with a number of invoices remaining unsold for want of bids, the corresponding BOPFs too followed a similar trend, declining Rs.100/- to Rs.200/- and more with a large volume remaining unsold.

CTC Teas

Low Grown BP1s were barely steady, the High and Medium sorts were tending irregular. Low Grown PF1s were firm to irregularly dearer at times, others declined by Rs.100/- to Rs.200/-, High and Medium sorts were mostly lower and eased Rs.50/- to Rs.100/- and more.

QUOTATIONS

	BOP – RS.	BOPF – RS.
Good Westerns	1650 – 1800	1650 – 1800
Average Westerns	1460 – 1600	1460 – 1600
Plainer Westerns	1380 – 1440	1320 – 1440
Western Mediums	1000 – 2200	920 – 1500
Uva Teas	1340 – 1460	1120 – 1500
Nuwara Eliya Teas	1300 – 1600	1460
Uda Pussellawa Teas	1340 – 1460	1120 – 1500
CTC (BP1 and PF1)	760 – 1280	880 – 1750





MARKET DESCRIPTION

Low Grown

Select best wiry OP1s met with fair demand, bolder OP1s too were firm to dearer by Rs.50/- to Rs.100/-. Better twisted OPs gained irregularly, below best sorts met with improved demand. Well-made OPAs were mostly dearer, others too met with good demand. In the Semi Leafy segment, better twisted BOP1s were firm, bolder types declined from last levels. Well-made Pekoes along with the heavy bold Pekoe invoices gained by Rs.30/- to Rs.50/-. Shotty Pekoe1s met with fair demand, reducers were firm to dearer.

Select best and best BOPs were firm, below best types were irregularly lower to last, secondary types were firm. Select best BOP.SP.s were easier by Rs.40/- to Rs.50/-, others were firm. BOPF.SP.s met with fair demand. BOPFs followed a similar trend. Select best and best FBOPF1s were lower by Rs.20/- to Rs.30/-, below best FBOPF1s were firm, secondaries were lower by Rs.20/- to Rs.30/-. Well-made FBOPs in the select best category were firm, best and below best types were lower by Rs.30/- to Rs.40/-, secondaries were firm. FBOPF varieties met with good demand. All Premium Flowery teas were lower to last by Rs.50/- to Rs.100/- following quality.

Off Grades

Select best and best FGS1s declined by Rs.10/- to Rs.20/-, below best and poorer types were firm. Select best and best BM.s were dearer by Rs.20/- to Rs.40/-, below best types were firm, poorer types declined by Rs.20/- to Rs.40/-. All BP.s were firm. Select best BOP1A.s were dearer by Rs.150/- to Rs.200/-, best types were dearer by Rs.80/- to Rs.100/- and more at times, below best types were dearer by Rs.20/- to Rs.40/- whilst poorer sorts maintained last levels.

Dust

Select best and best Dust1s appreciated by Rs.10/- to Rs.15/- and more at times as the sale progressed, below best and poorer sorts were firm to dearer by Rs.10/- to Rs.15/-. High and Medium CTC.s were dearer by Rs.5/- to Rs.10/-. Low Grown CTC.s appreciated by Rs.10/- to Rs.15/-. Low Grown Dust/Dust1s were irregularly lower by Rs.10/- to Rs.15/-.



QUOTATIONS

	Select Best	Best	Below Best	Others
LIQUORING				
DUST-1	1700.00 - 1900.00	1600.00 - 1690.00	1500.00 - 1590.00	1200.00 - 1490.00
OFF GRADES				
FGS1	1360.00 - 1400.00	1300.00 - 1350.00	900.00 - 1290.00	530.00 - 890.00
FGS	880.00 - 1100.00	780.00 - 870.00	640.00 - 770.00	420.00 - 630.00
LOW GROWNS				
FBOPF / FFSP / FFEXSP	4000.00 - 8000.00	3000.00 - 3800.00	2000.00 - 2800.00	1000.00 - 1900.00
BOP	2100.00 - 2700.00	1500.00 - 2000.00	1100.00 - 1400.00	850.00 - 1050.00
BOPSP	1900.00 - 2400.00	1500.00 - 1800.00	1100.00 - 1400.00	850.00 - 1050.00
BOPF	1800.00 - 2300.00	1300.00 - 1700.00	900.00 - 1200.00	700.00 - 820.00
FBOPF1	2100.00 - 3350.00	1700.00 - 2050.00	1400.00 - 1600.00	800.00 - 1350.00
FBOP	2200.00 - 2900.00	1700.00 - 2150.00	1400.00 - 1700.00	900.00 - 1200.00
BOP1	2500.00 - 3000.00	1950.00 - 2400.00	1600.00 - 1850.00	1400.00 - 1550.00
OP1	2500.00 - 3400.00	2100.00 - 2300.00	1800.00 - 2000.00	1400.00 - 1600.00
OP	1850.00 - 2400.00	1700.00 - 1800.00	1600.00 - 1700.00	900.00 - 1500.00
OPA	1800.00 - 2400.00	1650.00 - 1750.00	1350.00 - 1550.00	800.00 - 1200.00
PEKOE	1900.00 - 2550.00	1750.00 - 1850.00	1500.00 - 1700.00	1100.00 - 1300.00
PEKOE1	2200.00 - 2550.00	1850.00 - 2150.00	1650.00 - 1800.00	1000.00 - 1400.00
DUST / DUST1	1000.00 - 1280.00	900.00 - 990.00	800.00 - 890.00	650.00 - 790.00



- **Top Prices**
- **Colombo Auction Averages**
- **All Brokers Private Sale Figures**



TOP PRICES (SALE NO. 49 – 13th / 14th DECEMBER 2022)



WESTERN HIGH			
BOP		Wattegodde	1800.00
		Bearwell	1800.00
		Alton	1800.00
		Great Western	1800.00
BOPSP		Queensberry	1950.00
BOPF/BOPFSP	*	Wattegodde	1800.00
		Somersset	1800.00
FBOP/FBOP1		Queensberry	2450.00
FBOPF/FBOPF1	*	Venture	2000.00
		Frotoft Super	2000.00
BOP1		Inverness	2450.00
OP/OPA	*	Venture	1700.00
		Glenloch	1700.00
OP1	*	Venture	2300.00
PEKOE/PEKOE1		Frotoft Super	2100.00

UVA HIGH			
BOP		Aislaby	1900.00
BOPSP		Ranaya	1950.00
BOPF/BOPFSP		Bandaraeliya	1500.00
FBOP/FBOP1		Aislaby	2200.00
FBOPF/FBOPF1		Ranaya	2000.00
BOP1		Gonamotawa	2350.00
OP/OPA		Mount Uva	1600.00
		Craig	1600.00
OP1		Glenanore	2250.00
PEKOE/PEKOE1		Battawatte	2150.00

NUWARA ELIYA			
BOP	*	Lovers Leap	1600.00
BOPSP		-	
BOPF/BOPFSP		-	
FBOP/FBOP1	*	Lovers Leap	1750.00
OP/OPA		-	
PEKOE/PEKOE1		Court Lodge	1650.00

WESTERN MEDIUM			
BOP		Dartry Valley	2250.00
BOPSP		Windsorforest	1950.00
BOPF/BOPFSP		Windsorforest	1320.00
FBOP/FBOP1		Nayapane	2600.00
FBOPF/FBOPF1		Dartry Valley	2300.00
BOP1		Craighead	2800.00
OP/OPA		Dartry Valley	1750.00
OP1		Dartry Valley	2550.00
PEKOE/PEKOE1		Dartry Valley	2350.00
		Uplands	2350.00

UVA MEDIUM			
BOP		Dickwella	1900.00
		Demodera 'S'	1900.00
BOPSP	*	Sarnia Plaiderie	2000.00
BOPF/BOPFSP		Dickwella	1950.00
FBOP/FBOP1	*	Sarnia Plaiderie	2400.00
FBOPF/FBOPF1	*	Halpewatte Uva	2050.00
BOP1		Demodera 'S'	2750.00
OP/OPA		High Spring	1700.00
OP1		Dickwella	2100.00
PEKOE/PEKOE1	*	Sarnia Plaiderie	2300.00

CTC LOW			
PF1		Kalubowitiyana CTC	1800.00
BP1	*	Ceciliyan CTC	1280.00
BPS	+	Ross Feld CTC	1240.00
OF		-	

UDA PUSSELLAWA			
BOP		Luckyland	1440.00
BOPSP		Delmar	1750.00
BOPF/BOPFSP		Kirklees	1500.00
FBOP/FBOP1		Alma	2100.00
FBOPF/FBOPF1		Gonapitiya	1900.00
		Alma	1900.00
BOP1		-	
OP/OPA		Alma	1550.00
		Gordon	1550.00
OP1		Delmar	860.00
PEKOE/PEKOE1		Alma	2100.00

CTC HIGH			
PF1	*	Dunsinane CTC	1220.00
	*		
BP1		-	
BPS		Dunsinane CTC	1200.00
OF	-	-	-

CTC MEDIUM			
PF1		New Peacock CTC	1320.00
BP1	*	Delta CTC	1120.00
BPS	*	Donside CTC	1020.00
OF		-	



TOP PRICES (SALE NO. 49 – 13TH / 14TH DECEMBER 2022)



LOW			
BOP		Brombil	2700.00
BOPSP		Stream Line	2400.00
BOPF		Brombil	2300.00
BOPFSP		New Rekadahena	2300.00
		Mahaliyadda	2300.00
FBOP		Pothotuwa	2900.00
		Sithaka	2900.00
FBOP1	*	Bogoda Group	2350.00
		Navinda	2350.00
FBOPF		Rathmalgoda Super	2950.00
		Gunawardana	2950.00
FBOPF1	*	Sineth	3350.00
BOP1		Lumbini	3000.00
		Pothotuwa	3000.00
OP1		Pothotuwa	3400.00
OP		Mulatiyana Hills	2400.00
OPA		Liyonta	2400.00
PEKOE		Kiribathgala Special	2550.00
		Katandola	2550.00
PEKOE1		Lumbini	2550.00

PREMIUM			
FBOPFSP		Rajjuruwatta Super	7650.00
FBOPFEXSP		Mulatiyana Hills	8000.00
FBOPFEXSP1		Uruwala	5800.00

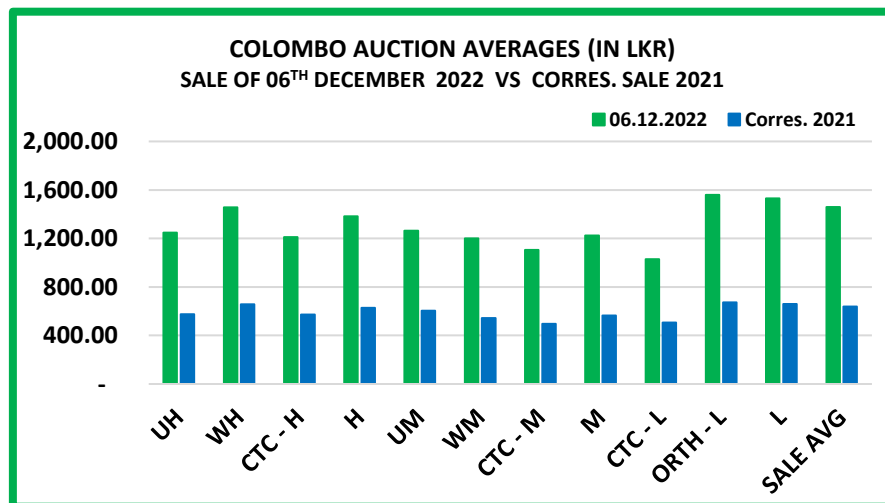
DUST			
DUST1	*	Mattakelle	1900.00
		Wattegodde	1900.00
		Great Western	1900.00
P.DUST	*	Ceciliyan CTC	1800.00

OFF GRADES			
FNGS/FNGS1	*	Kotiyagalla	1400.00
	*	Clydesdale	1400.00
	*	Stonycliff	1400.00
		Wanarajah	1400.00
		Mooloya	1400.00
PFNGS	*	Hingalgoda CTC	1400.00
BM		Sachitha	1550.00
BP		Halpewatte Uva	1550.00
		Rukmaldola	1550.00
BOP1A		Chandrika Estate	1800.00

**** MORE THAN ONE TOP PRICE OBTAINED**
*** TEAS SOLD BY JOHN KEELLS PLC**
+ ALL TIME RECORD PRICE
++ ALL TIME RECORD PRICE EQUALED



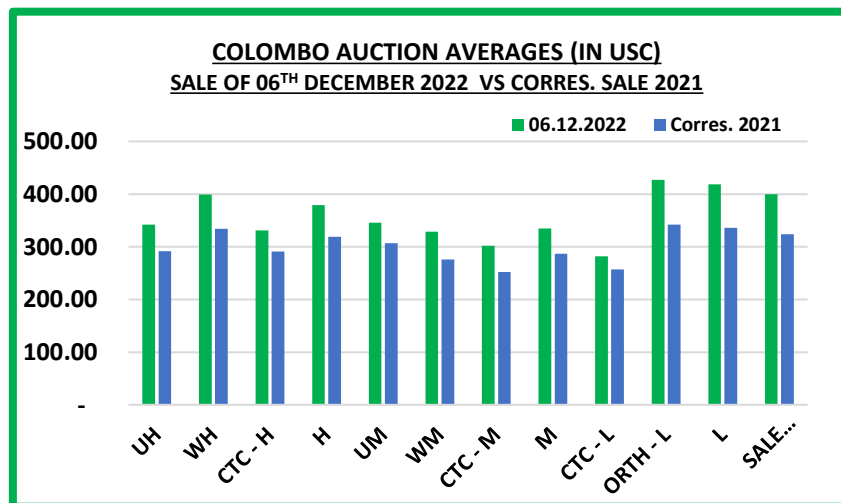
COLOMBO AUCTION AVERAGES



	Sale of 30/11/2022In LKR	Sale of 06/12/2022 In LKR	Corres. 2021 In LKR
Uva High Grown	1219.30	1248.80	575.42
Western High Grown	1484.75	1456.79	657.51
CTC High Grown	1230.22	1210.30	572.47
Summary of High Grown	1386.49	1384.25	627.63
Uva Medium Grown	1284.28	1262.87	603.35
Western Medium Grown	1197.72	1201.60	542.69
CTC Medium Grown	1064.85	1104.62	495.61
Summary of Medium Grown	1230.52	1224.36	564.78
CTC Low Grown	1031.41	1029.09	506.19
Orthodox Low Grown	1570.17	1560.48	673.06
Summary of Low Grown	1531.93	1529.82	660.70
TOTAL SALE AVERAGE	1456.15	1459.76	638.44



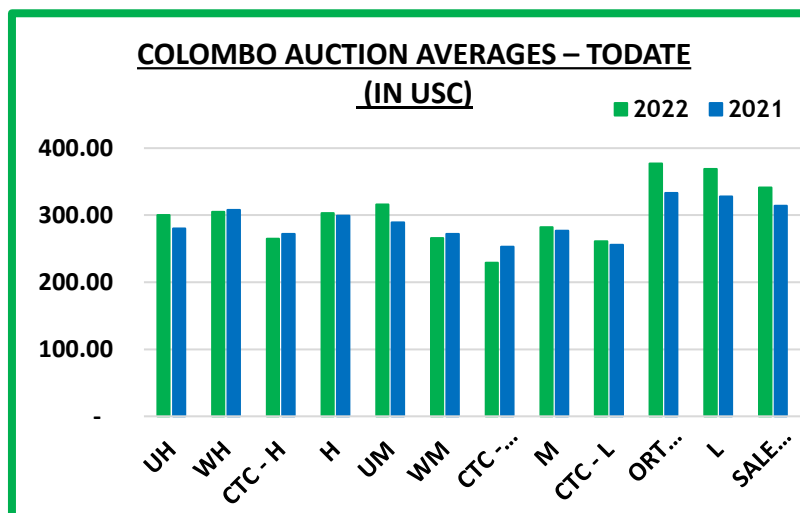
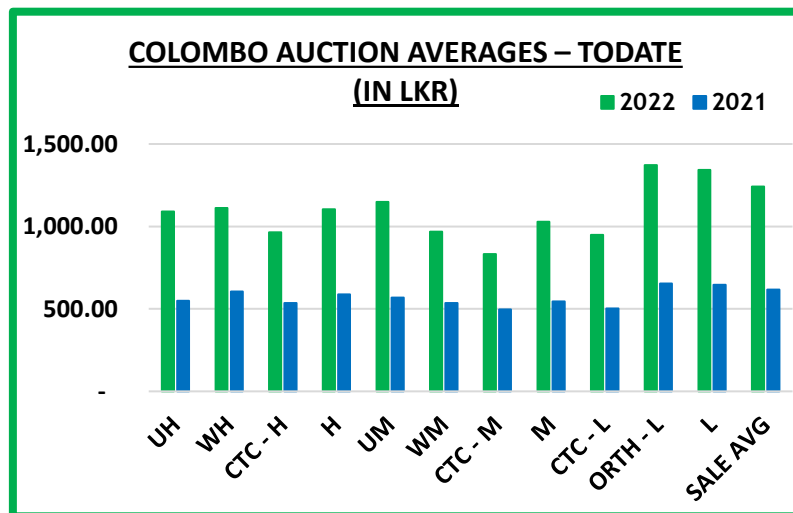
COLOMBO AUCTION AVERAGES



	Sale of 30/11/2022 In USC	Sale of 06/12/2022 In USC	Corres. 2021 In USC
Uva High Grown	334	342	292
Western High Grown	406	399	334
CTC High Grown	336	331	291
Summary of High Grown	379	379	319
Uva Medium Grown	351	346	307
Western Medium Grown	328	329	276
CTC Medium Grown	291	302	252
Summary of Medium Grown	337	335	287
CTC Low Grown	282	282	257
Orthodox Low Grown	429	427	342
Summary of Low Grown	419	419	336
TOTAL SALE AVERAGE	398	400	324



COLOMBO AUCTION AVERAGES



January to Date (Sale No.48)	2022 LKR	2021 LKR	2022 USC	2021 USC
Uva High Grown	1090.58	550.14	300	280
Western High Grown	1111.44	606.29	305	308
CTC High Grown	963.46	534.78	265	272
Summary of High Grown	1104.21	588.67	303	299
Uva Medium Grown	1148.95	568.57	316	289
Western Medium Grown	969.05	535.23	266	272
CTC Medium Grown	832.43	497.39	229	253
Summary of Medium Grown	1027.66	545.62	282	277
CTC Low Grown	949.18	503.66	261	256
Orthodox Low Grown	1371.05	654.52	377	333
Summary of Low Grown	1342.06	646.04	369	328
TOTAL SALE AVERAGE	1241.22	617.14	341	314



COLOMBO AUCTION AVERAGES

FROM 06 TH DECEMBER 2022	LKR
Uva High Grown	1247.99
Western High Grown	1464.09
Summary of High Grown	1387.92
Uva Medium Grown	1265.96
Western Medium Grown	1201.08
Summary of Medium Grown	1224.62
Summary of Low Grown	1520.53
TOTAL SALE AVERAGE	1453.43



ALL BROKERS PRIVATE SALE FIGURES (FOR THE PERIOD – 05TH TO 10TH DECEMBER 2022)

	WEEKLY	TODATE
High & Medium	24,320.50	1,968,172.90
Low	2,462.00	337,277.95
Green Tea	30,248.00	1,379,042.30
Organic Tea	5,010.00	438,497.43
BMF	36,126.00	5,618,362.00
Direct Sales	-	=
Forward Contract	41,900.00	1,869,760.00





- **Crop and Weather**
- **Crop Figures**
- **Export Figures**
- **Tea News**

CROP AND WEATHER - FOR THE PERIOD OF – 05TH TO 11TH DECEMBER 2022



Western

Dry weather conditions was reported in Bogowantalawa whilst, Dull weather with occasional showers were recorded in Dickoya and Agarapatana.



Nuwara Eliya

Rainy weather conditions were experienced at the beginning of the week in the Nuwara Eliya district whilst, bright weather conditions prevailed thereafter. Bright weather conditions were reported throughout the day in the Kandapola district.



Uva

Bright weather was recorded throughout the week in Badulla, Lunugala and Haputale.



Low Grown

Dull weather with occasional evening showers were reported in Rathnapura, Deniyaya and Galle districts.



Crop

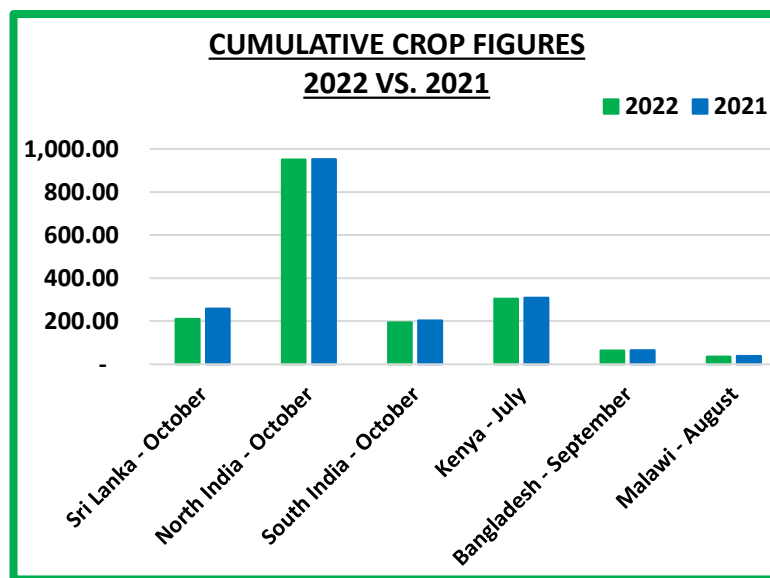
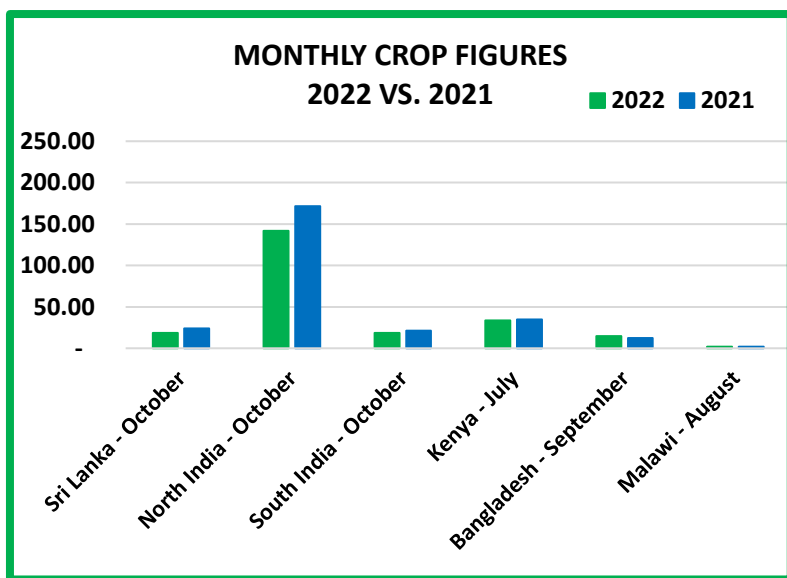
Crop intakes are moderate to low



CROP FIGURES OF MAJOR PRODUCING & EXPORTING COUNTRIES

Country	Month	2022	2021	Cumulative + Inc. / Dec.	Cumulative	2022	2021	Cumulative + Inc. / Dec.
Sri Lanka	October	18.75	24.17	- 5.42	Upto October	211.38	258.90	- 47.52
North India	October	141.95(E)	171.60	+ 29.65	Upto October	950.86(E)	953.07	- 2.21
South India	October	18.72(E)	21.39	- 2.67	Upto October	194.48(E)	203.29	-8.81
Kenya	July	33.85	34.73	+ 0.88	Upto July	304.21	308.80	- 4.59
Bangladesh	September	14.74	12.61	+ 2.03	Upto September	63.83	64.76	- 0.93
Malawi	August	1.99	2.09	- 0.10	Upto August	35.70	38.40	- 2.70

(E) - Estimated



SRI LANKA TEA EXPORTS



DESCRIPTION	QTY (KG)	VALUE (RS)	APPROX.AV.UNIT FOB VALUE PER KG.RS/CTS
NOVEMBER 2022			
Instant Tea	266,961.26	853,086,303.00	3,195.54
Tea in Packets	8,324,678.40	15,668,713,947.00	1,882.20
Green Tea	319,241.93	1,438,323,684.00	4,505.43
Tea in Bags	1,732,777.70	5,445,496,382.00	3,142.64
Tea in Bulk	8,633,212.56	14,994,932,122.00	1,736.89
Total	19,276,871.85	38,400,552,438.00	1,992.05
NOVEMBER 2021			
Instant Tea	248,193.56	403,467,294.00	1,625.62
Tea in Packets	12,867,266.78	10,775,915,157.00	837.47
Green Tea	407,126.51	961,481,014.00	2,361.63
Tea in Bags	2,250,055.38	3,706,939,454.00	1,647.49
Tea in Bulk	10,097,472.95	7,899,909,117.00	782.36
Total	25,870,115.18	23,747,712,036.00	917.96
JANUARY / NOVEMBER 2022			
Instant Tea	2,713,568.19	7,033,738,241.00	2,592.06
Tea in Packets	102,787,703.16	152,923,047,235.00	1,487.76
Green Tea	3,929,182.67	15,039,719,136.00	3,827.70
Tea in Bags	19,999,292.32	53,503,374,625.00	2,675.26
Tea in Bulk	101,457,155.54	143,625,307,954.00	1,415.63
Total	230,886,901.88	372,125,187,191.00	1,611.72
JANUARY / NOVEMBER 2021			
Instant Tea	2,729,257.82	4,755,230,407.00	1,742.32
Tea in Packets	117,738,499.22	101,463,790,061.00	861.77
Green Tea	4,200,147.42	9,477,076,334.00	2,256.37
Tea in Bags	22,294,641.56	35,724,159,144.00	1,602.37
Tea in Bulk	114,885,245.50	89,652,659,871.00	780.37
Total	261,847,791.52	241,072,915,817.00	920.66





MAJOR IMPORTERS OF SRI LANKA TEA

JANUARY / NOVEMBER 2022

COUNTRY	BULK TEA	PACKETED TEA	TEA BAG	INSTANT TEA	GREEN TEA	TOTAL 2022	TOTAL 2021
IRAQ	5,369,183.00	35,391,261.84	258,314.16	-	34,042.80	41,052,801.80	37,946,064.34
RUSSIA	18,457,806.50	3,483,856.49	587,610.20	439.38	434,455.92	22,964,168.49	24,377,594.47
U.A.E.	12,914,670.43	6,896,651.98	203,503.80	847.96	322,711.05	20,338,385.22	21,332,342.46
TURKEY	2,789,907.00	10,612,622.99	103,856.54	-	16,004.94	13,522,391.47	28,110,517.87
IRAN	5,996,328.00	5,810,448.16	141,696.87	-	19,249.20	11,967,722.23	14,563,851.22
AZERBAIJAIN	10,782,329.00	484,557.08	3,454.35	-	6,478.70	11,276,819.13	9,698,040.10
LIBYA	-	10,374,982.30	20,621.34	-	398,205.20	10,793,808.84	11,422,120.90
CHINA	8,725,263.63	1,438,840.17	185,330.31	72,111.10	59,294.92	10,480,840.13	13,197,953.56
CHILE	5,220,095.00	219,196.60	722,958.37	420.02	63,965.67	6,226,635.66	7,927,574.15
GERMENY	3,846,097.00	2,005,654.18	203,978.83	33,600.00	88,065.20	6,177,395.21	5,954,487.01



TEA NEWS AROUND THE GLOBE



CHITTAGONG MARKET

SALE NO.32 – 12TH DECEMBER 2022

CTC LEAF: 54,004 packages of Current Season teas on offer met with a strong demand which strengthened as the sale progressed.

BROKENs: Good Broken s met with a fairly good demand but were a little easier. Mediums witnessed fair demand but were easier with quality. Plain teas were less in demand and eased. There were fair withdrawals. BLF teas met with fair interest at steady rates but there were several withdrawals.

FANNINGS: Best Fannings were a strong feature of the sale and were well competed for resulting in higher rates. Good types were also well supported at last levels. Mediums witnessed fair interest and were about steady. Plain types met with some demand but were mostly easier and there were fair withdrawals. BLF teas met with fair interest at steady rates but there were several withdrawals.

CTC DUST: 12,556 packages of Current Season teas on offer met with good demand. Good liquoring Dusts attracted good demand but prices were easier by Tk.3/- to Tk.5/-. Mediums were well supported and were fully firm to slightly dearer closely following quality. Plain and BLF Dusts saw only some interest from buyers and prices declined with more withdrawals. Blenders lent good support with only fair interest from the Loose tea buyers.

COMMENTS: There were more buyers participating this week. As a result, there was some improvement in price levels. Blenders continued to be active particularly on the brighter liquoring teas whilst Loose tea buyers lent fair support, as a result of which withdrawals were a little less.

Dusts sold well.

Our catalogue: (Sale 32) Avg: Tk 217.40, Sold 80.2% & (Sale 31) Avg: Tk 214.24, sold 75.4%.

Quotations – This Week – (In Taka)

Broken s	This Week	Last Week	Fannings	This week	Last Week	Dust	This week	Last Week
Large	220-230 nom	215-225 nom	Best	245-255	240-255	PD	213-260	195-265
Medium	210-225	205-220	Good	225-235	220-235	RD	145-304	130-374
Small	220-235	215-225	Medium	210-220	205-215	D	165-278	166-365
Plain	180-195	180-190	Plain	190-195	180-190	CD	182-250	195-340
BLF	135-150	130-150	BLF	135-150	130-150	BLF	160-203	127-220

Exchange Rates 12th December, 2022 Sterling Pound: Tk. 123.5534, dollar: Tk. 101.0000

SOURCE : NATIONAL BROKERS LTD



SILIGURI MARKET

SALE NO. 49 – SALE OF 09TH DECEMBER 2022

1. MARKET DESCRIPTION :

- Demand : Leaf - good for improved sorts, fair for remainder. Dust-good.
- Improved liquoring varieties were well competed for. Remainder were irregular and easier following quality.
- The Fannings average continues to dominate over Broken and Dusts.
- All sections operated.

2. TOTAL AUCTION WEIGHTED AVERAGE (₹)

	2022-23			2021-22			UPTO SALE - 49		
	SALE - 49	SALE - 48	+/-	SALE - 49	SALE - 48	+/-	2022-23	2021-22	2020-21
CTC	172.70	169.78	2.92	181.57	170.17	11.39	184.54	183.45	217.83
DUST	168.80	169.59	-0.79	161.33	163.13	-1.80	180.53	170.85	210.49
TOTAL	172.30	169.76	2.54	179.25	169.49	9.76	184.09	182.00	216.93

GUWAHATI MARKET

SALE NO. 49 – SALE OF 09TH DECEMBER 2022

1. Market description :

- Subdued demand in leaf while dust category met with fair demand.
- Levels for all sorts were easier in line with quality.
- Western India buyers competed for liquoring teas on offer.
- Major blenders operated along with other internal buyers.
- Exporters were very selective at lower levels.

2. TOTAL AUCTION WEIGHTED AVERAGE (₹)

	2022-23			2021-22			UPTO SALE - 49		
	SALE - 49	SALE - 48	+/-	SALE - 49	SALE - 48	+/-	2022-23	2021-22	2020-21
CTC	170.06	172.85	-2.79	178.97	181.41	-2.44	199.53	188.45	239.26
DUST	177.70	184.59	-6.89	176.60	178.61	-2.01	201.31	184.16	248.37
TOTAL	172.18	176.23	-4.05	178.30	180.65	-2.35	200.02	187.20	242.30

SOURCE: PARCON INDIA PVT LTD





TEA NEWS AROUND THE GLOBE

KOLKATA ORTHODOX / CTC MARKET

SALE NO. 49 – SALE OF 09TH DECEMBER 2022

1. Market Description :

- Good demand for the cleaner, blacker sorts which were about steady.
- Remainder easier following quality.
- Inferior, browner, stalkier sorts neglected at times.
- Exporters to the middle east and cis operated.

	WHOLE LEAF		BROKENS		FANNINGS
	1ST LINE	2ND LINE	LARGER	SMALLER	LEAFY
BEST	370-420+(N)	330-350(N)	320-350+(N)	300+(N)	230-260
GOOD	320-360	290-310	275-305	265-295	170-220
MEDIUM	280-310	240-280+	220-270	210-260	130-170

1. Market description :

- Demand - improved for leaf and less for dust, when compared to last week.
- Good & best Assams in the leaf segment were irregular and tended easier, while the better mediums were lower and saw fair withdrawals. Medium and lower sorts sold around last. Fannings, however, witnessed better enquiry.
- Dooars estate teas were lower, while the plainer sorts sold around last levels.
- In the Dust section, good liquoring smaller dusts sold at last levels, while the remaining were lower with high outlots.
- Major blenders bought almost 25% of teas sold this week. Western Indian, other packers and internal trade operated. Exporters were silent.

2. TOTAL AUCTION WEIGHTED AVERAGE (₹)

	2022-23			2021-22			UPTO SALE - 49		
	SALE - 49	SALE - 48	+/-	SALE - 49	SALE - 48	+/-	2022-23	2021-22	2020-21
CTC	189.79	192.15	-2.35	202.59	207.98	-5.39	221.48	212.44	248.08
DUST	203.62	211.78	-8.15	211.74	214.77	-3.03	243.72	217.90	260.27
TOTAL	193.65	198.03	-4.38	205.16	209.80	-4.64	227.73	213.97	251.77

SOURCE: PARCON INDIA PVT LTD



UPCOMING AUCTION DETAILS

Auction No.	01		50	
Dates	03 rd / 04 th January 2023		19 th / 20 th December 2022	
	No. of Lots	Qty – kg	No. of Lots	Qty – kg
Ex-Estate	613	677,842	648	722,877
Main Sale Total	9,299	4,366,056	9,327	4,390,304
High & Medium	1,337	601,093	1,359	611,894
Low Grown – Leafy	1,757	668,207	1,713	647,691
Low Grown – Semi Leafy	1,275	540,541	1,348	575,929
Low Grown Tippy	1,986	1,001,603	2,011	1,030,364
Premium / Flowery	394	63,461	403	65,450
Off Grades	2,081	1,043,298	2,018	1,008,390
Dust	469	447,853	475	450,586
Grand Total	9,912	5,043,898	9,975	5,113,181
Reprints	570	295,055	425	196,080
Total No. of Lots on Offer	9,912		9,975	
Total Quantity on Offer (kg)	5,043,898		5,113,181	



SCHEDULED CLOSING DATES

Auction No.	Date of Sale	Ex-Estate	Main Sale
02	10 th / 11 th January 2023	15/12/2022	15/12/2022
03	17 th / 18 th January 2023	22/12/2022	22/12/2022
04	24 th / 25 th January 2023	05/01/2023	05/01/2023

PROMPT DATES

Auction No.	Buyers	Sellers
50	27/12/2022	28/12/2022
01	10/01/2023	11/01/2023
02	17/01/2023	18/01/2023



ORDER OF SALE (SALE NO. 50 – 19TH / 20TH DECEMBER 2022)

Main Sale Order – 1 (Leafy / Semi Leafy / Tippy / Premium / 1A)	Main Sale Order – 2 (H & M / Off Grade / Dust)	Ex-Estate
MERCANTILE PRODUCE BROKERS (PVT) LTD	LANKA COMMODITY BROKERS LTD	LANKA COMMODITY BROKERS LTD
LANKA COMMODITY BROKERS LTD	CEYLON TEA BROKERS PLC	BARTLEET PRODUCE MARKETING (PVT) LTD
EASTERN BROKERS. LTD.	EASTERN BROKERS. LTD.	EASTERN BROKERS. LTD.
JOHN KEELLS PLC	JOHN KEELLS PLC	FORBES & WALKER TEA BROKERS (PVT) LTD
ASIA SIYAKA COMMODITIES PLC.	ASIA SIYAKA COMMODITIES PLC.	ASIA SIYAKA COMMODITIES PLC.
CEYLON TEA BROKERS PLC	MERCANTILE PRODUCE BROKERS (PVT) LTD	JOHN KEELLS PLC
FORBES & WALKER TEA BROKERS (PVT) LTD	FORBES & WALKER TEA BROKERS (PVT) LTD	MERCANTILE PRODUCE BROKERS (PVT) LTD
BARTLEET PRODUCE MARKETING (PVT) LTD	BARTLEET PRODUCE MARKETING (PVT) LTD	CEYLON TEA BROKERS PLC

[DB : HR / SG]





“

The man who asks a question is a fool for a minute,
the man who does not ask is a fool for life.

– *Confucius*

”